

duemila SERIES KR2050 KR2060 KR2080

GAS/HEAVY OIL

MECHANICAL ATOMIZATION
with viscosity up to 400 cSt at 50°C (50°E at 50°C)

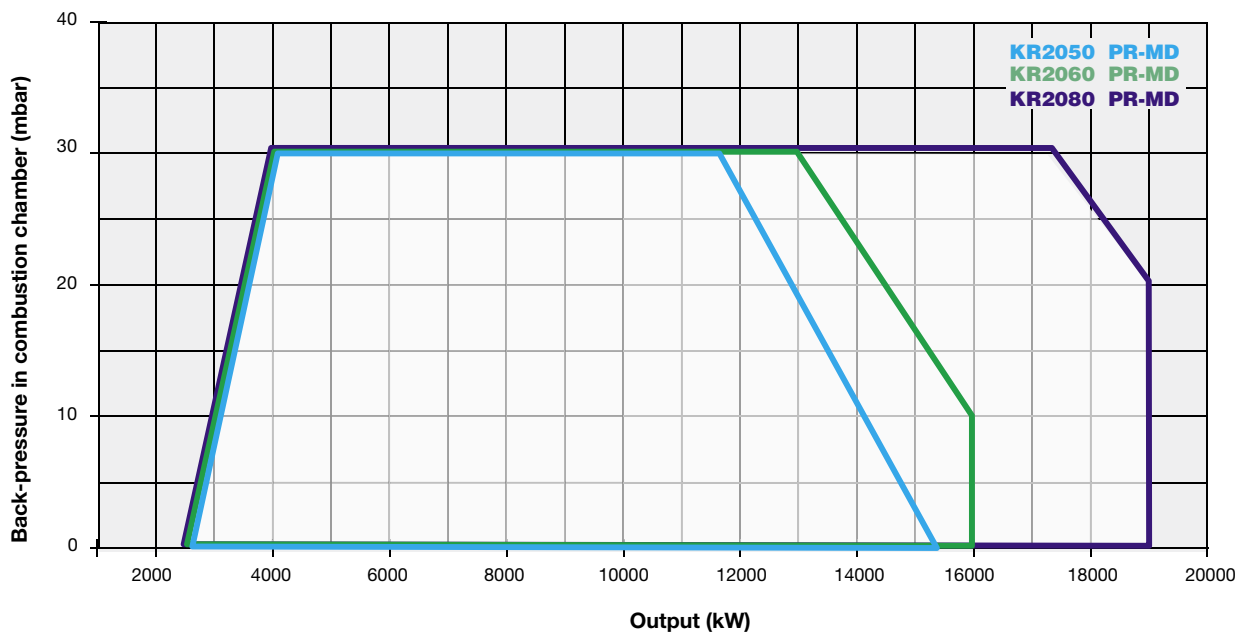
These models of burners represent the most powerful aluminium version of the KR series. Thanks to their independent electric motor for the activation of the oil pump, they can burn gas and heavy oil separately. In fact, during gas firing, the oil pump motor does not operate and remains off.

These burners are, therefore, provided with an UV photocell to control the flame during the operation.

They are, therefore, provided with a pre-heating tank equipped with low thermal load electrical resistance to ensure oil fluidity. All burners with progressive or modulating operation, have been built to burn fuels whose standard viscosity is 400 cSt at 50°C (50 E° at 50°C).



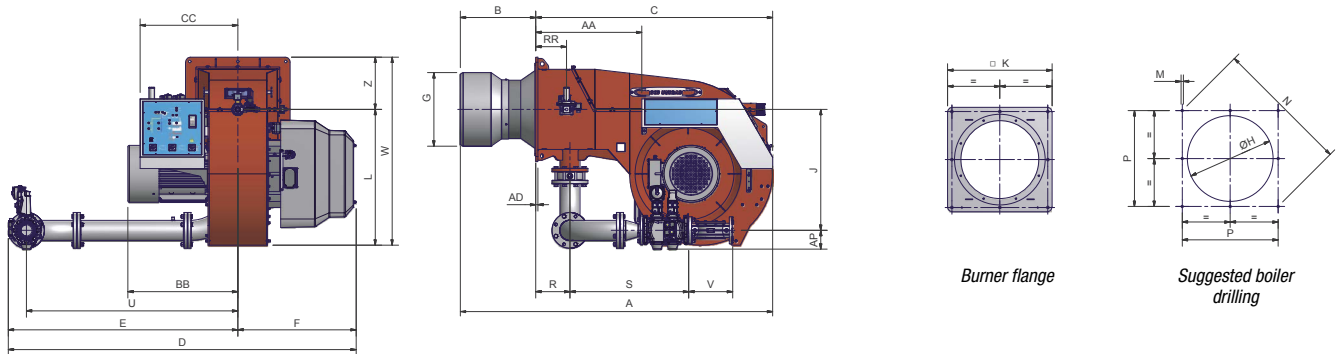
Oil pump set (pump, motor, oil tank and filter) is included, (not assembled on the burner)



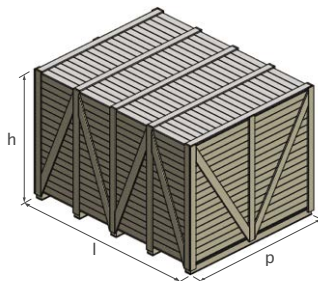
TECHNICAL DETAILS

Type	Model	Output kW		Auxiliary electrical power supply	Motor electrical power supply	Fan motor kW	Pump motor kW	Resistor kW	Gas connections	Noise level dBA
		min.	max.							
KR2050	MN.xx.S.xx.A.1.xxx.xx	2.500	15.200	230 V 1NAC 50 Hz	400 V 3 AC 50 Hz	37	5,5	24 + 24	DN80 - DN100 - DN125	92,5
KR2060	MN.xx.S.xx.A.1.xxx.xx	2.500	16.000	230 V 1NAC 50 Hz	400 V 3 AC 50 Hz	45	5,5	24 + 24	DN80 - DN100 - DN125	91,7
KR2080	MN.xx.S.xx.A.1.xxx.xx	2.500	19.000	230 V 1NAC 50 Hz	400 V 3 AC 50 Hz	55	5,5	24 + 24	DN100 - DN125	91,7

For the configuration of the gas train, see page 112-113.



The oil pump set (pump, motor, oil tank and filter) is included, but supplied loose (not assembled on the burner).



Type	Packaging dimensions (mm)			
	l	p	h	kg
KR2050	2.396	1.886	1.969	1.430
KR2060	2.396	1.886	1.969	1.510
KR2080	2.396	1.886	1.969	1.610

Approximate values

Type	Model	Overall dimensions (mm)																										
		AA	AC	AD	AE	AP	B	BB	C	CC	D	E	F	G	H	J	K	L	M	N	P	R	RR	S	U	V	W	Z
KR2050	Mx.xx.S.xx.A.1.80.xx	741	866	15	595	132	*	768	1898	735	2431	1604	827	*	*	845	730	949	M16	948	670	239	215	827	1477	310	1314	365
KR2050	Mx.xx.S.xx.A.1.100.xx	741	866	15	595	145	*	768	1898	735	2447	1620	827	*	*	845	730	949	M16	948	670	239	215	874	1477	350	1314	365
KR2050	Mx.xx.S.xx.A.1.125.xx	741	866	15	595	175	*	768	1898	735	2465	1638	827	*	*	845	730	949	M16	948	670	239	215	755	1477	480	1314	365
KR2060	Mx.xx.S.xx.A.1.80.xx	741	866	15	645	132	*	807	1890	735	2309	1463	846	*	*	775	850	949	M16	1117	790	239	215	827	1336	310	1374	425
KR2060	Mx.xx.S.xx.A.1.100.xx	741	866	15	645	145	*	807	1890	735	2325	1479	846	*	*	775	850	949	M16	1117	790	239	215	874	1336	350	1374	425
KR2060	Mx.xx.S.xx.A.1.125.xx	741	866	15	645	175	*	807	1890	735	2343	1497	846	*	*	775	850	949	M16	1117	790	239	215	755	1336	480	1374	425
KR2080	Mx.xx.S.xx.A.1.100.xx	741	866	15	645	145	*	885	1890	735	2325	1479	846	*	*	775	850	949	M16	1117	790	239	215	874	1336	350	1374	425
KR2080	Mx.xx.S.xx.A.1.125.xx	741	866	15	645	175	*	885	1890	735	2343	1497	846	*	*	775	850	949	M16	1117	790	239	215	755	1336	480	1374	425

* The B, G, H dimensions must be confirmed from our technical DPT.
Approximate values

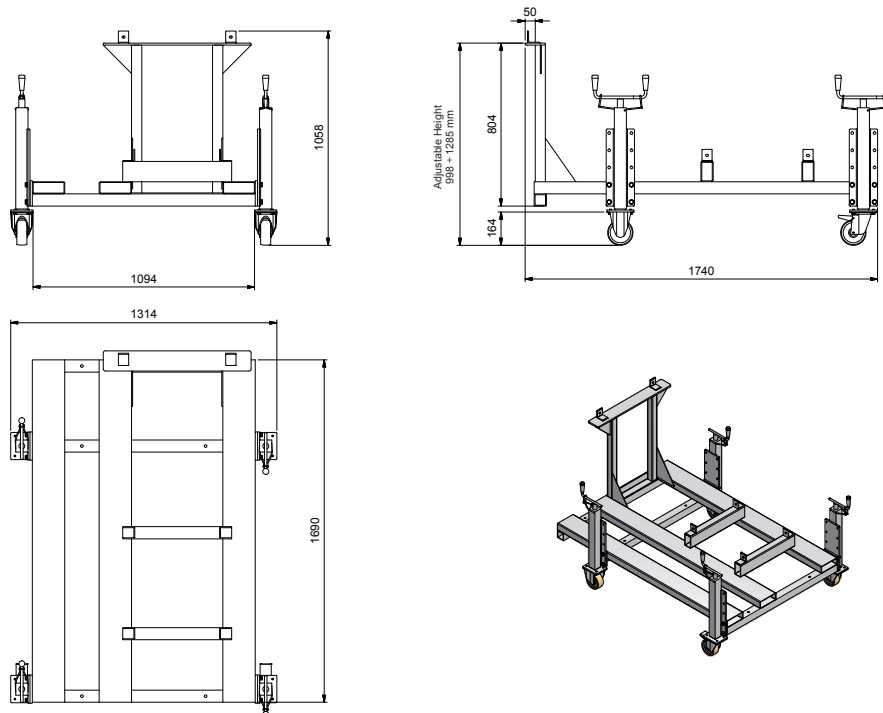
duemila SERIES KR2050 KR2060 KR2080

GAS/HEAVY OIL

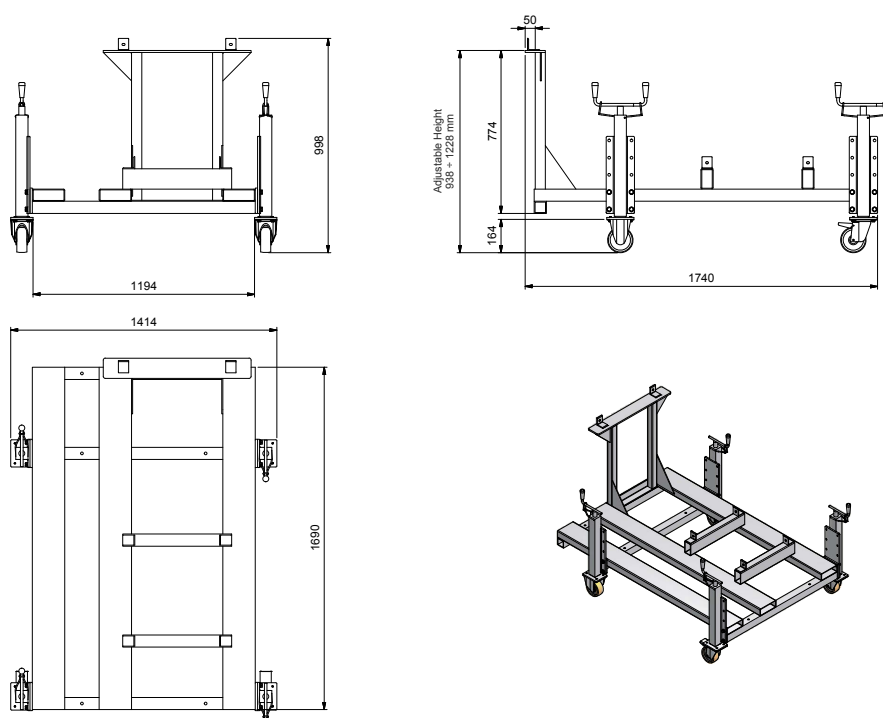
MECHANICAL ATOMIZATION
with viscosity up to 400 cSt at 50°C (50°E at 50°C)

Monoblock burners 2000 series are supplied complete with a steel supporting frame; burner installation and manutention are greatly simplified. The frame is equipped with wheels to easily move the burner, and its height is adjustable to match any type of boiler or furnace.

SUPPORTING FRAME FOR BURNERS 2050 SERIES



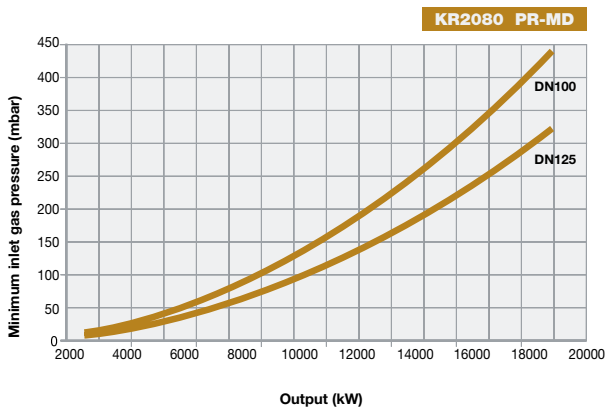
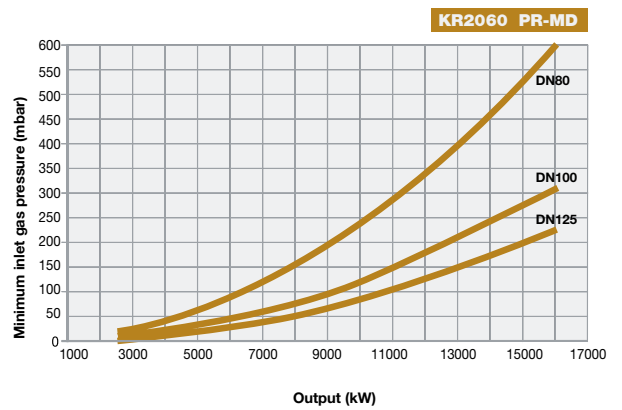
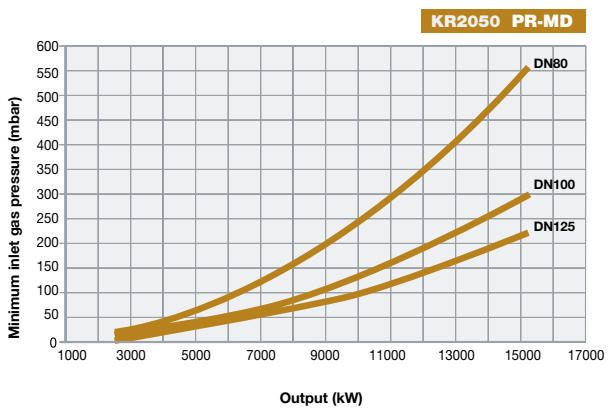
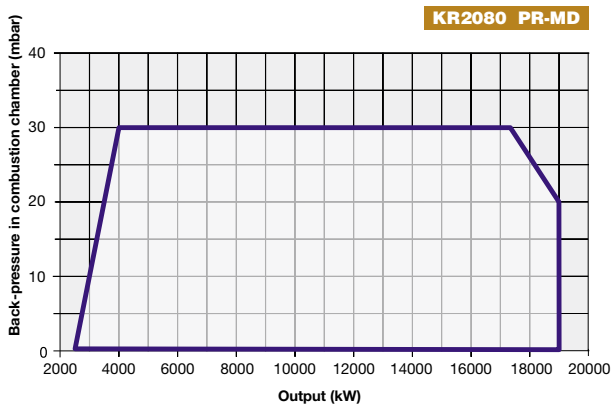
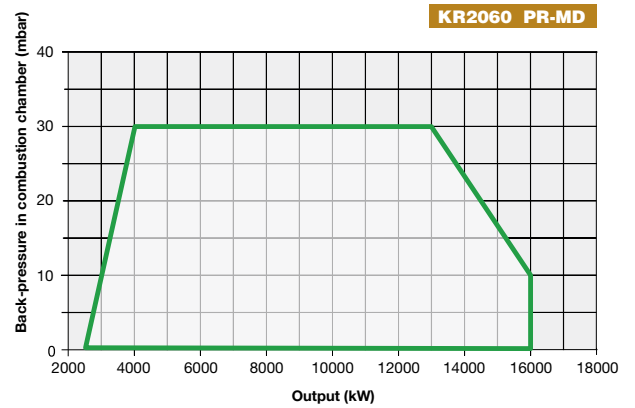
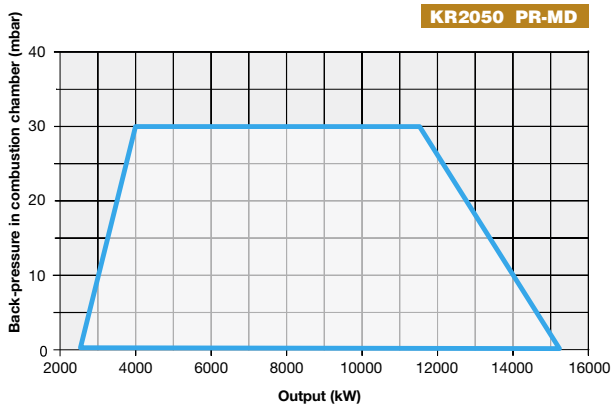
SUPPORTING FRAME FOR BURNERS 2060/2080 SERIES



duemila SERIES KR2050 KR2060 KR2080

GAS/HEAVY OIL

MECHANICAL ATOMIZATION
with viscosity up to 400 cSt at 50°C (50°E at 50°C)



Attention: the graph shows the value of the gas output (kW) against the corresponding pressure without the combustion chamber back pressure. To know the minimum gas pressure at gas train, in order to get the gas output, it is necessary to add the boiler back pressure to the value read on the curve.