


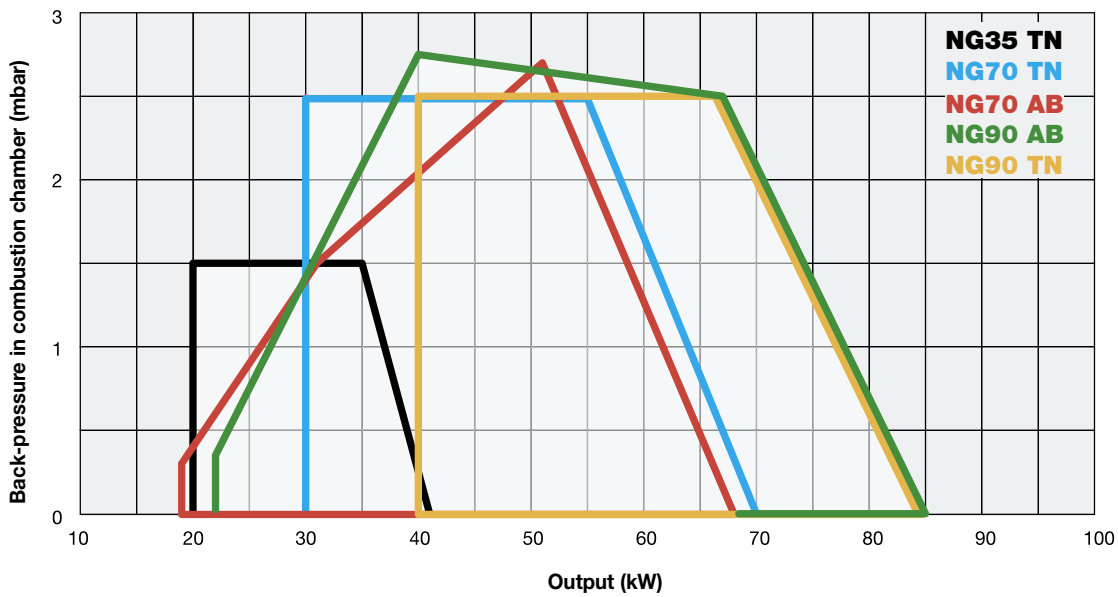
idea SERIES **NG35 NG70 NG90**




GAS

These burners with tangential ventilation are, in terms of dimensions and output, the smallest burners of the new line IDEA gas **Low NO_x Class 2 (< 120 mg/KWh)** available in five different aluminium housings.

NG35 burner can be arranged to use external combustion air on request. In this case the burner will be supplied with a watertight and airtight air intake, linked outside by means of a duct ten meters long.





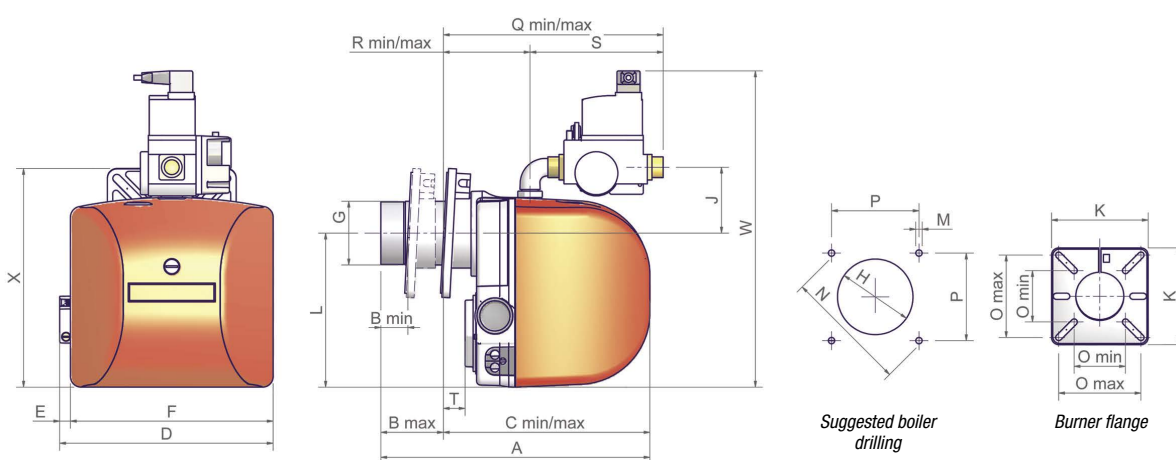
GAS

NG35 NG70 NG90 *idea* SERIES

TECHNICAL DETAILS

Type	Model	Power kW		Electric power supply	Fan motor kW	Gas connections
		min.	max.			
NG35	M-.TN.x.xx.A.0.xx	20	41	230 V 1N ac	0,075	½"
NG70	M-.TN.x.xx.A.0.xx	30	70	230 V 1N ac	0,1	½"
NG70	M-.AB.x.xx.A.0.xx	19	68	230 V 1N ac	0,1	½"
NG90	M-.TN.x.xx.A.0.xx	40	85	230 V 1N ac	0,1	½" - ¾"
NG90	M-.AB.x.xx.A.0.xx	22	85	230 V 1N ac	0,1	½" - ¾"

For the configuration of the gas train, see page 101.

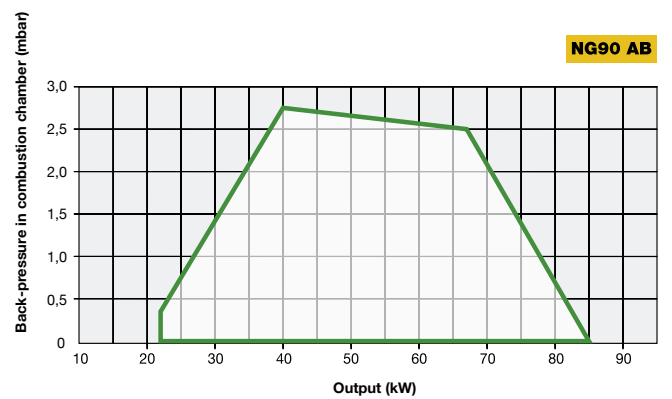
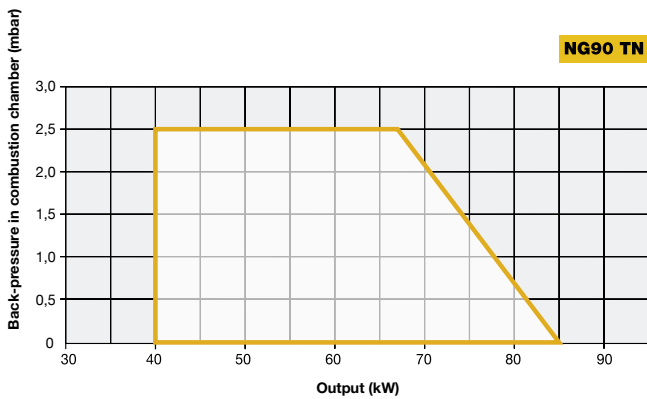
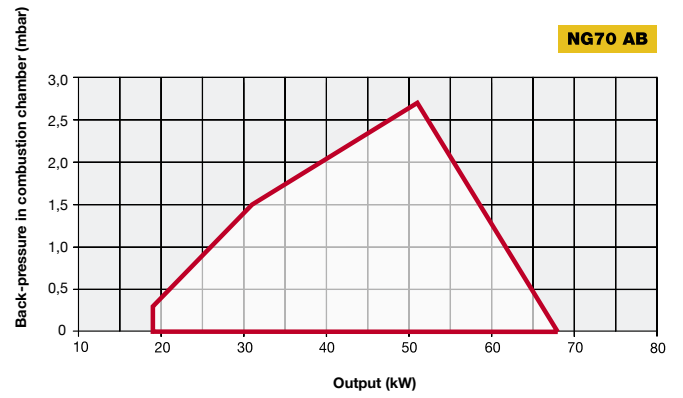
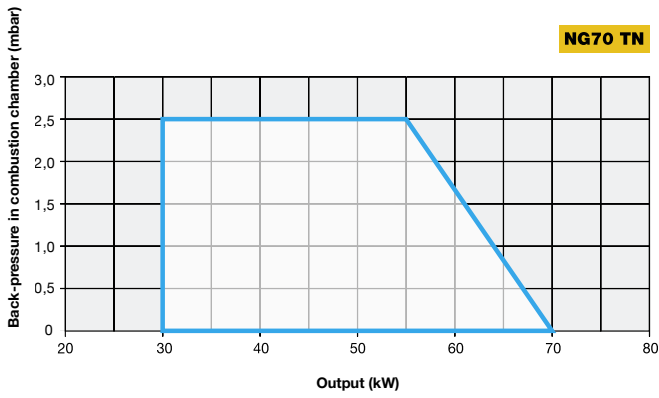
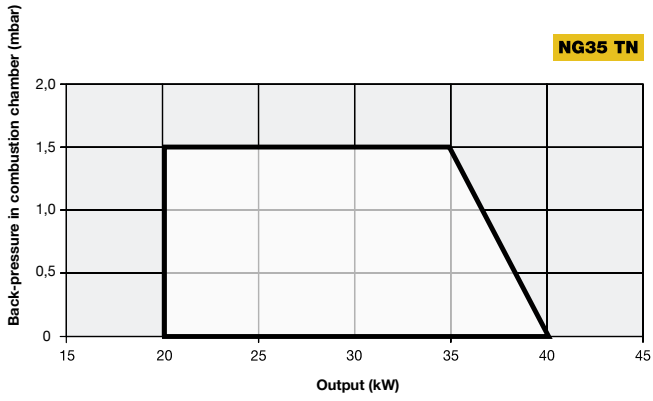



Type	Packaging dimensions (mm)			
	l	p	h	kg
NG35	290	260	490	10
NG70	400	300	520	14
NG90	400	300	520	14

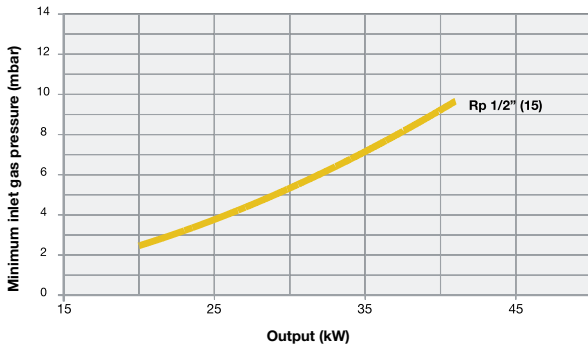
Approximate values

Type	Model	Overall dimensions (mm)																										
		A		B		C		D	E	F	G	H	J	K	L	M	N	O		P	Q		R		S	T	W	X
		min.	max.	min.	max.													min.	max.		min.	max.	min.	max.	min.			
NG35	M-.TN.S.xx.A.0.15	338	34	78	260	305	269	14	255	80	95	86	162	194	M8	158	86	138	112	277	322	109	154	180	27	400	275	
NG35	M-.TN.L.xx.A.0.15	416	34	156	260	383	269	14	255	80	95	86	162	194	M8	158	86	138	112	277	400	109	232	180	27	400	275	
NG70	M-.xx.S.xx.A.0.15	365	34	78	287	332	305	14	291	80	95	99	162	218	M8	158	86	138	112	285	330	118	163	180	14	438	299	
NG70	M-.xx.L.xx.A.0.15	443	34	156	287	410	305	14	291	80	95	99	162	218	M8	158	86	138	112	285	408	118	241	180	14	438	299	
NG90	M-.xx.S.xx.A.0.15	365	34	70	295	331	305	14	291	80	95	99	162	218	M8	158	86	138	112	293	329	125	203	180	2	438	299	
NG90	M-.xx.L.xx.A.0.15	443	34	148	295	409	305	14	291	80	95	99	162	218	M8	158	86	138	112	293	407	125	239	180	2	438	299	

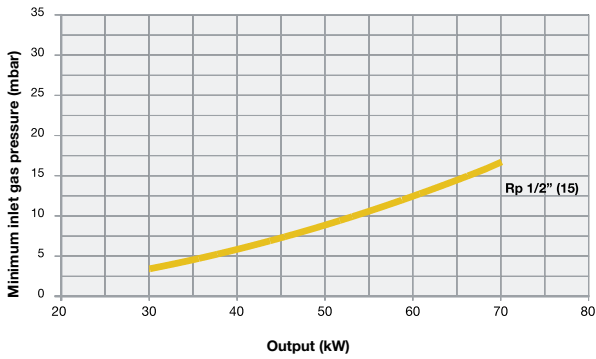
Approximate values



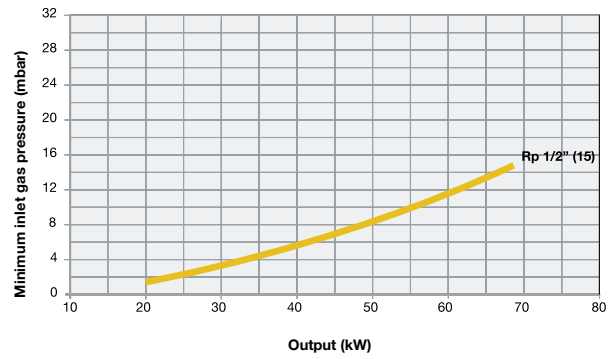
NG35 TN



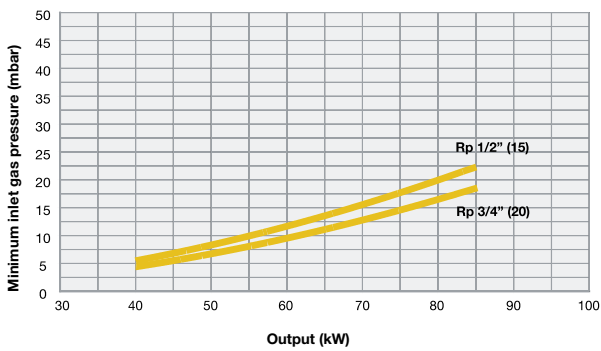
NG70 TN



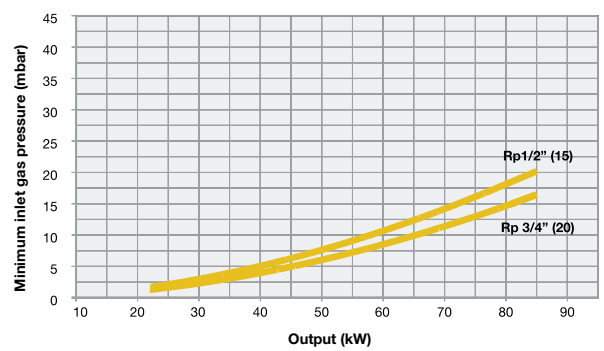
NG70 AB



NG90 TN



NG90 AB



Attention: the graph shows the value of the gas output (kW) against the corresponding pressure without the combustion chamber back pressure. To know the minimum gas pressure at gas train, in order to get the gas output, it is necessary to add the boiler back pressure to the value read on the curve.