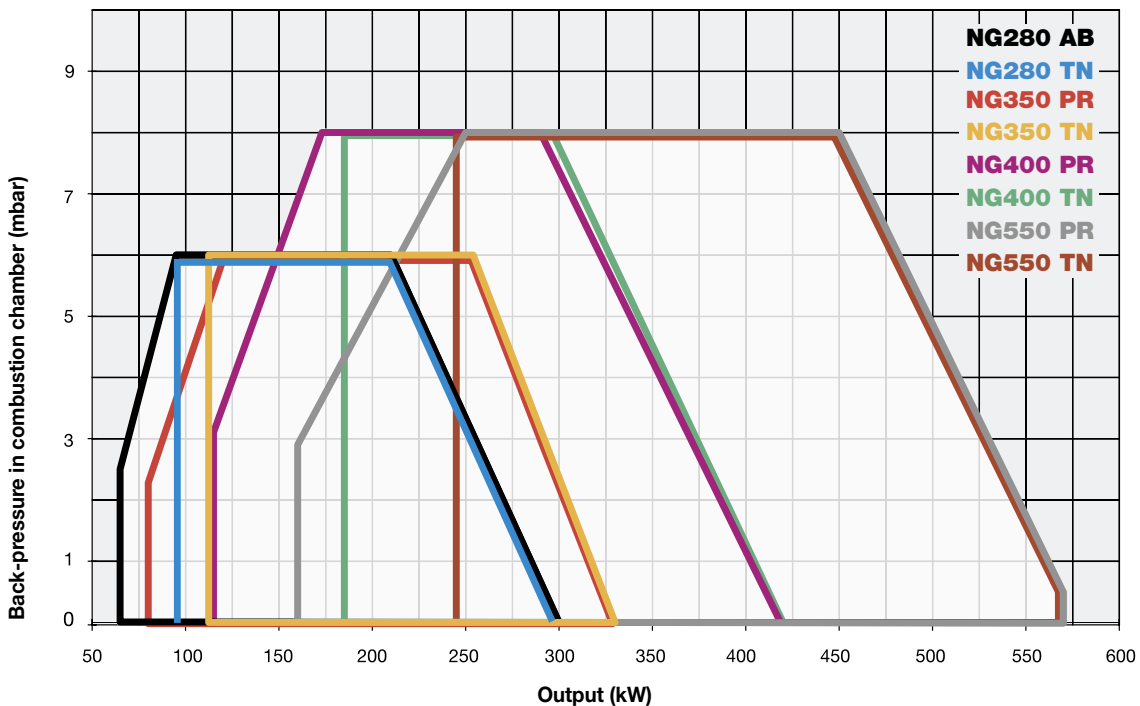



**idea** SERIES **NG280 NG350 NG400 NG550**



GAS

With the new line IDEA Low NO<sub>x</sub> Class 2 (< 120 mg/kWh), CIB UNIGAS presents on the market a new conception of modern and functional burners for small and medium appliances with a tangential ventilation. These burners, which are the most powerful of the range IDEA, are particularly suitable to work on the boilers with high back pressure.





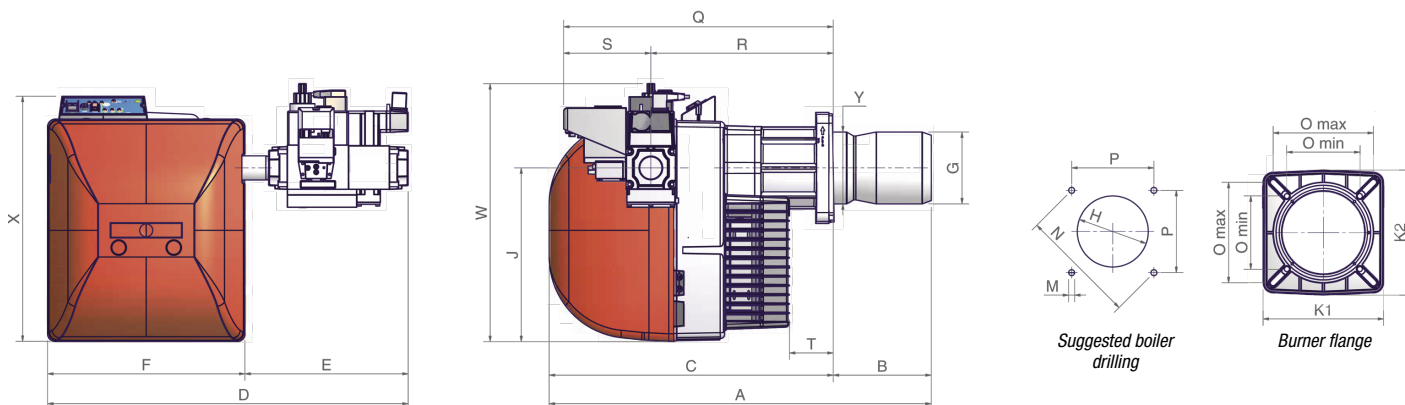
GAS

# NG280 NG350 NG400 NG550 **idea** SERIES

## TECHNICAL DETAILS

Type	Model	Power kW		Electric power supply	Fan motor kW	Gas connections
		min.	max.			
<b>NG280</b>	M-.TN.x.xx.A.0.xx	95	300	230 V 1N ac	0,25	1" - 1"¼ - 1"½
<b>NG280</b>	M-.xx.x.xx.A.0.xx	65	300	230 V 1N ac	0,25	1" - 1"¼ - 1"½
<b>NG350</b>	M-.TN.M.xx.A.0.xx	115	330	230 V 1N ac	0,37	1" - 1"¼ - 1"½
<b>NG350</b>	M-.xx.M.xx.A.0.xx	80	330	230 V 1N ac	0,37	1" - 1"¼ - 1"½
<b>NG400</b>	M-.TN.M.xx.A.0.xx	185	420	230 V 1N ac	0,37	1" - 1"¼ - 1"½ - 2"
<b>NG400</b>	M-.xx.M.xx.A.0.xx	115	420	230 V 1N ac	0,37	1" - 1"¼ - 1"½ - 2"
<b>NG550</b>	M-.TN.x.xx.A.0.xx	245	570	230 V 1N ac	0,62	1"¼ - 1"½ - 2"
<b>NG550</b>	M-.xx.x.xx.A.0.xx	160	570	230 V 1N ac	0,62	1"¼ - 1"½ - 2"

For the configuration of the gas train, see page 101.

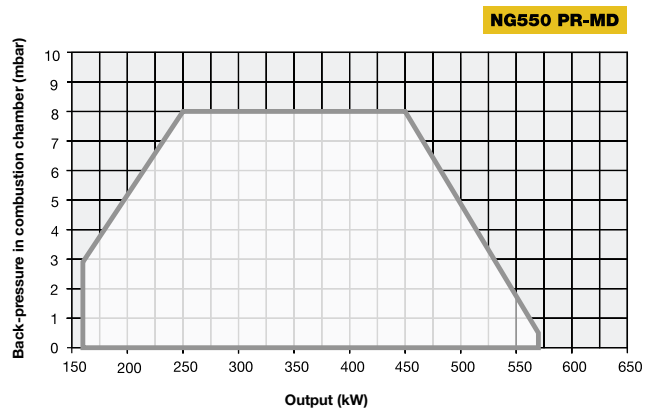
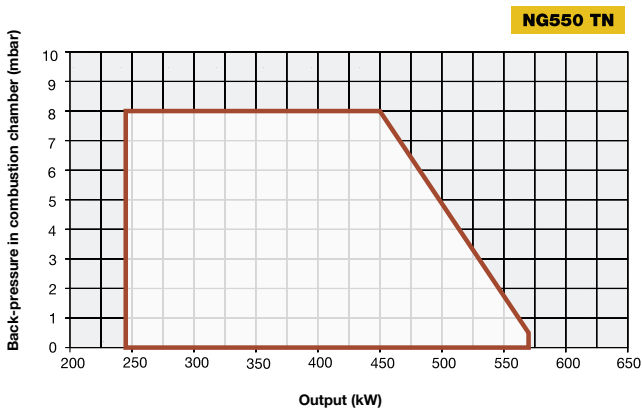
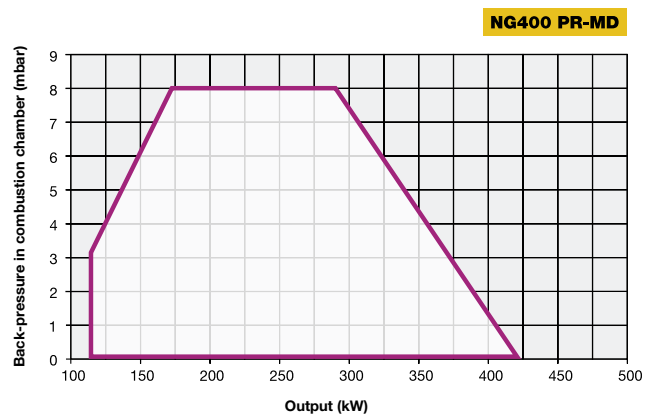
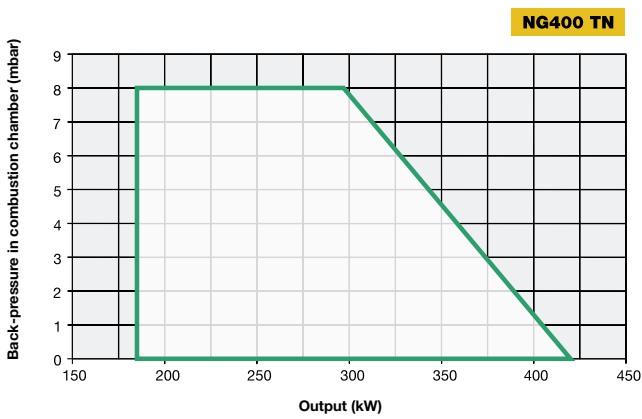
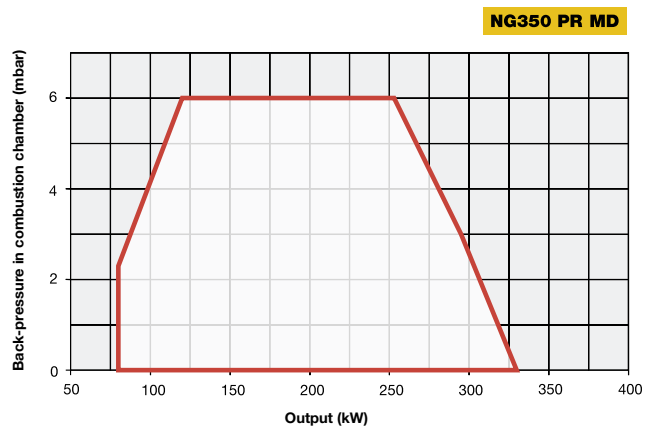
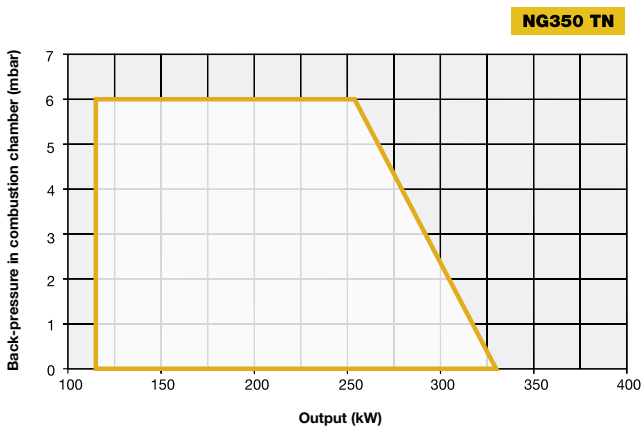
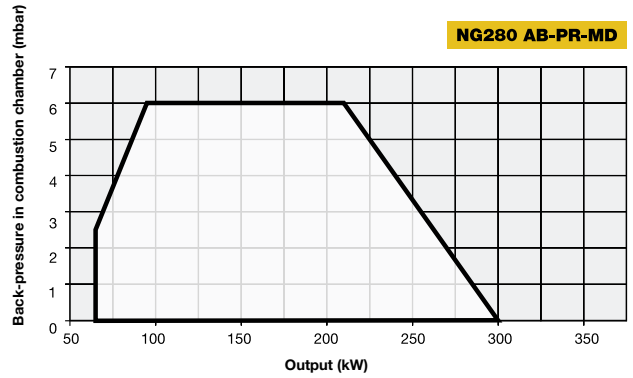
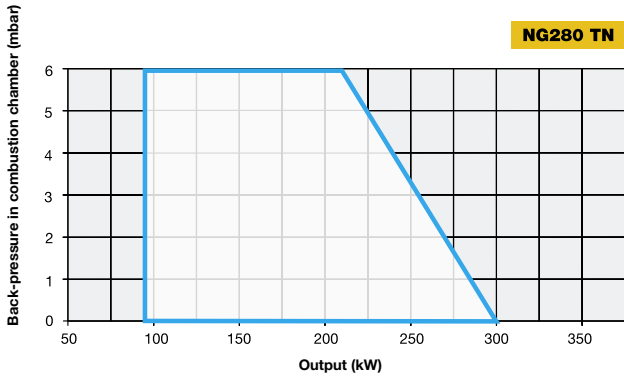



Type	Packaging dimensions (mm)			
	l	p	h	kg
<b>NG280/350/400</b>	1120	440	580	42
<b>NG550</b>	1200	460	630	55

Approximate values

Type	Model	Overall dimensions (mm)																								
		A		B		C	D	E	F	G	H	J	K		M	N	O		P	Q	R	S	T	W	X	Y
		stand.	long	stand.	long								1	2			min.	max.								
<b>NG280</b>	M-.TN.x.xx.A.0.25/32	733	878	163	308	570	596	200	396	117	137	348	215	223	M10	219	131	179	155	541	366	175	128	508	491	108
<b>NG280</b>	M-.xx.x.xx.A.0.40	733	878	163	308	570	726	330	396	117	137	348	215	223	M10	219	131	179	155	541	366	175	128	517	491	108
<b>NG350</b>	M-.xx.M.xx.A.0.25/32	748	878	178	308	570	596	200	396	125	164	348	215	223	M10	219	131	179	155	541	366	175	89	508	491	144
<b>NG350</b>	M-.xx.M.xx.A.0.40	748	878	178	308	570	726	330	396	125	164	348	215	223	M10	219	131	179	155	541	366	175	89	517	491	144
<b>NG400</b>	M-.xx.M.xx.A.0.25/32	768	898	198	328	570	596	200	396	144	164	348	215	223	M10	219	131	179	155	541	366	175	89	508	491	144
<b>NG400</b>	M-.xx.M.xx.A.0.40	768	898	198	328	570	726	330	396	144	164	348	215	223	M10	219	131	179	155	541	366	175	89	517	491	144
<b>NG400</b>	M-.xx.M.xx.A.0.50	768	898	198	328	570	726	330	396	144	164	348	215	223	M10	219	131	179	155	541	366	175	89	567	491	144
<b>NG550</b>	M-.xx.x.xx.A.0.32	843	943	253	353	590	671	245	426	158	178	384	241	241	M10	247	157	192	174	552	377	175	69	543	533	155
<b>NG550</b>	M-.xx.x.xx.A.0.40	843	943	253	353	590	744	318	426	158	178	384	241	241	M10	247	157	192	174	552	377	175	69	553	533	155
<b>NG550</b>	M-.xx.x.xx.A.0.50	843	943	253	353	590	744	318	426	158	178	384	241	241	M10	247	157	192	174	552	377	175	69	603	533	155

Approximate values

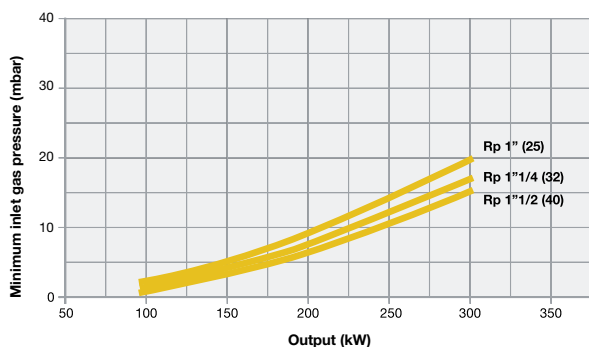




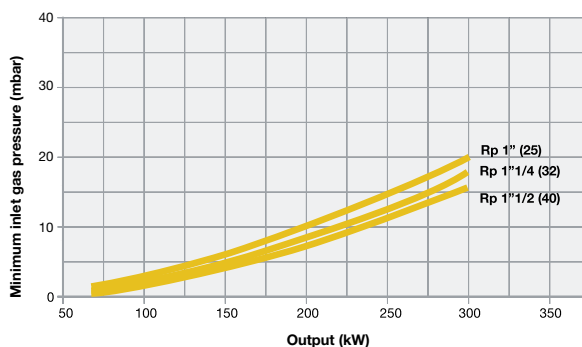
GAS

# NG280 NG350 NG400 NG550 **idea** SERIES

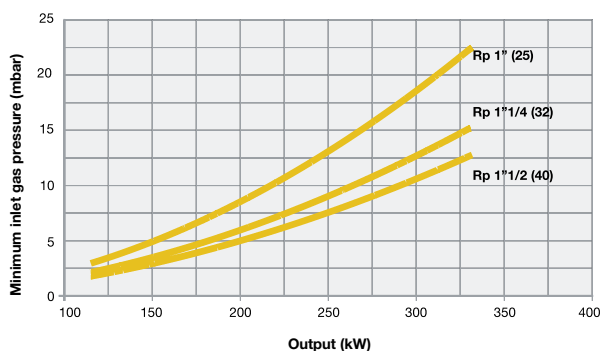
**NG280 TN**



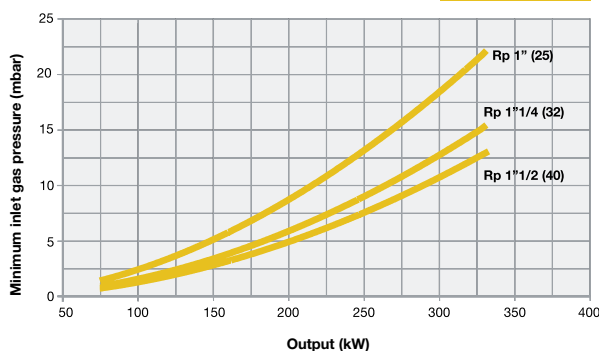
**NG280 AB-PR-MD**



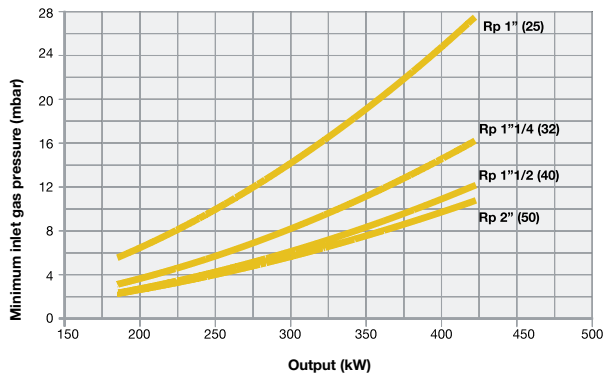
**NG350 TN**



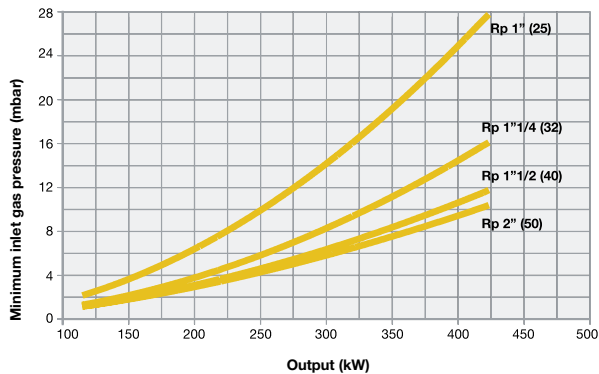
**NG350 PR-MD**



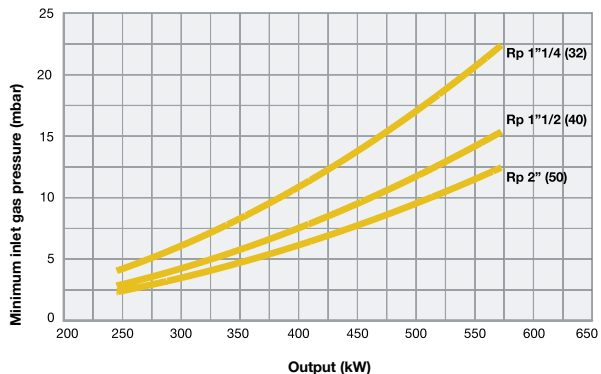
**NG400 TN**



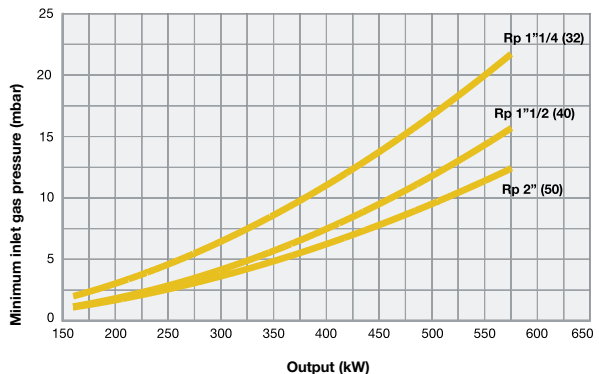
**NG400 PR-MD**



**NG550 TN**



**NG550 PR-MD**



**Attention:** the graph shows the value of the gas output (kW) against the corresponding pressure without the combustion chamber back pressure. To know the minimum gas pressure at gas train, in order to get the gas output, it is necessary to add the boiler back pressure to the value read on the curve.