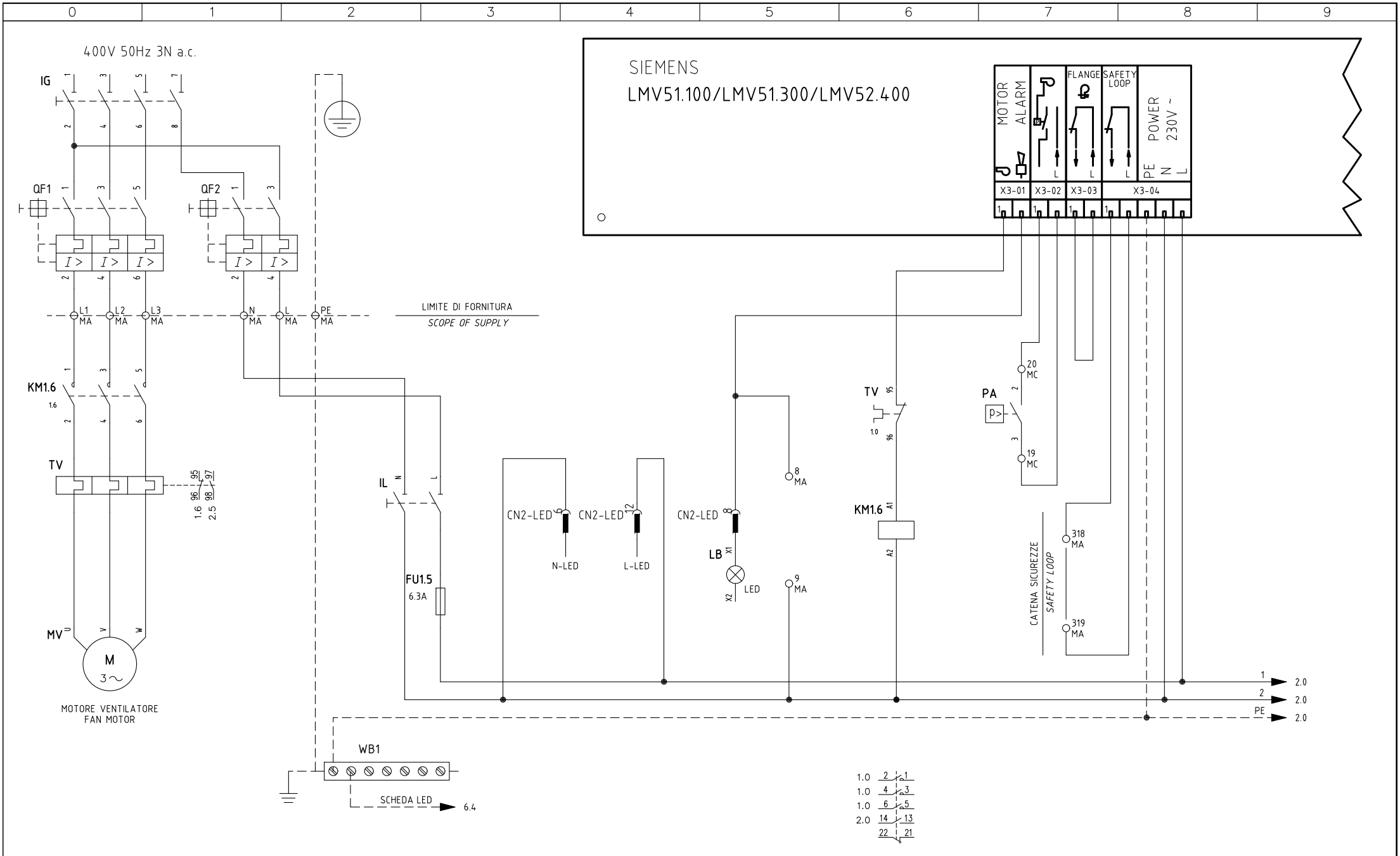

REV.	MODIFICA	DATA	FIRME
03	WIRING AND BURNER TYPES UPDATE	05/06/19	U. PINTON
02	MODIFY "TV" CONNECTION	11/08/17	U. PINTON
01	WIRING UPDATE	14/10/16	U. PINTON

UNIGAS

Impianto
TIPI/TYPES ExxxA(X)/GxxxA(X)/HxxxA(X)/KxxxA(X)/R91A÷R520A/RX92R÷RX520.1
MODELLO/MODEL x–.MD.x.xx.A.1.xx.ES/EO

Descrizione
CON LMV5x.. + SCHEDA LED 6100566
WITH LMV5x.. + LED CIRCUIT 6100566

Ordine

Commessa

Esecutore U. PINTON

Data Controllato 05/06/2019

Controllato M. MASCHIO

Data 11/07/2016

Revisione 03

Dis. N. 05 – 1134

PREC. /

FOGLIO 1

SEGUE 2

TOTALE 9

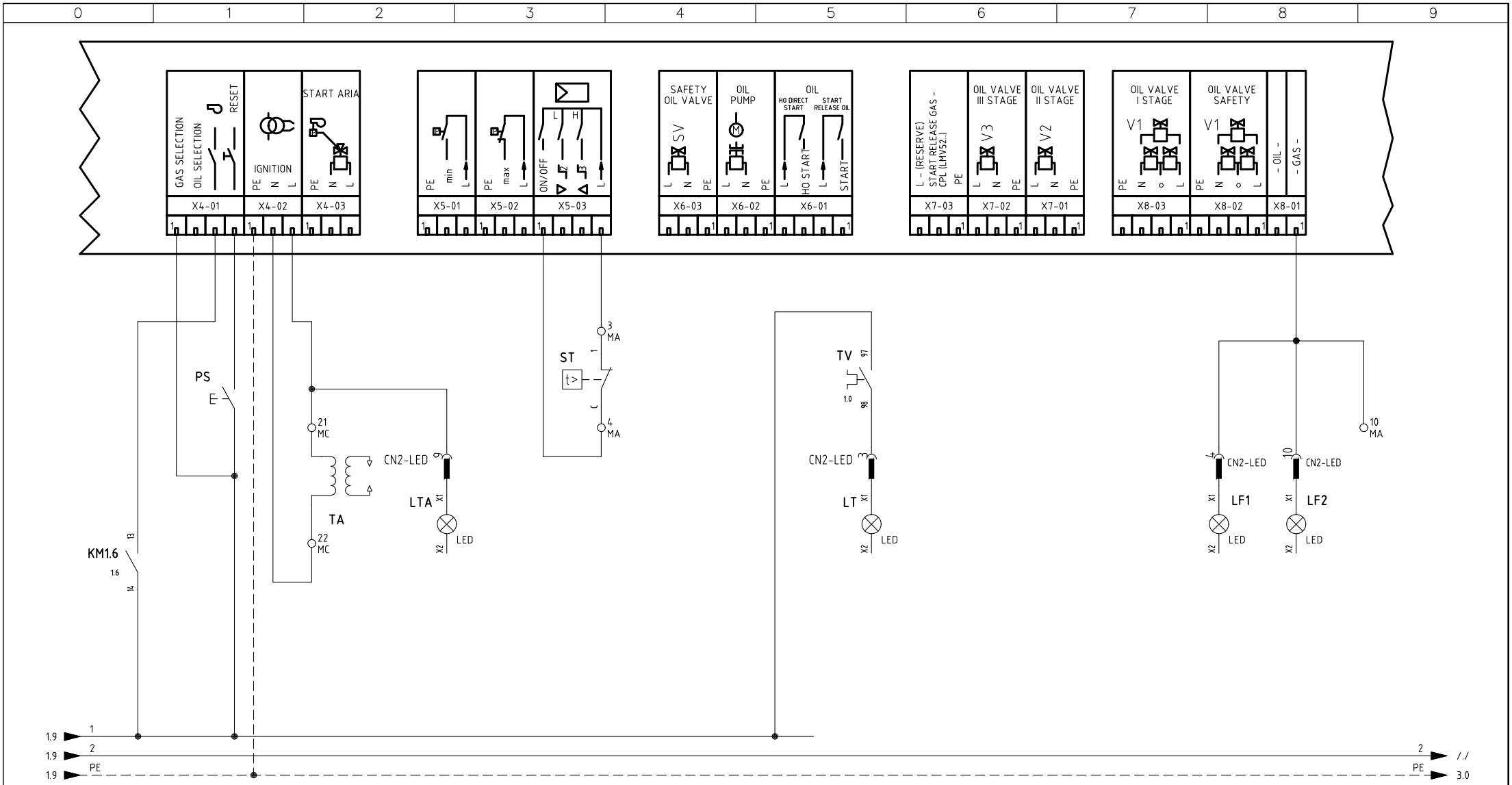

Data	11/07/2016	PREC.	FOGLIO
Revisione	03	1	2
Dis. N.	05 – 1134	SEGUE	TOTALE
		3	9

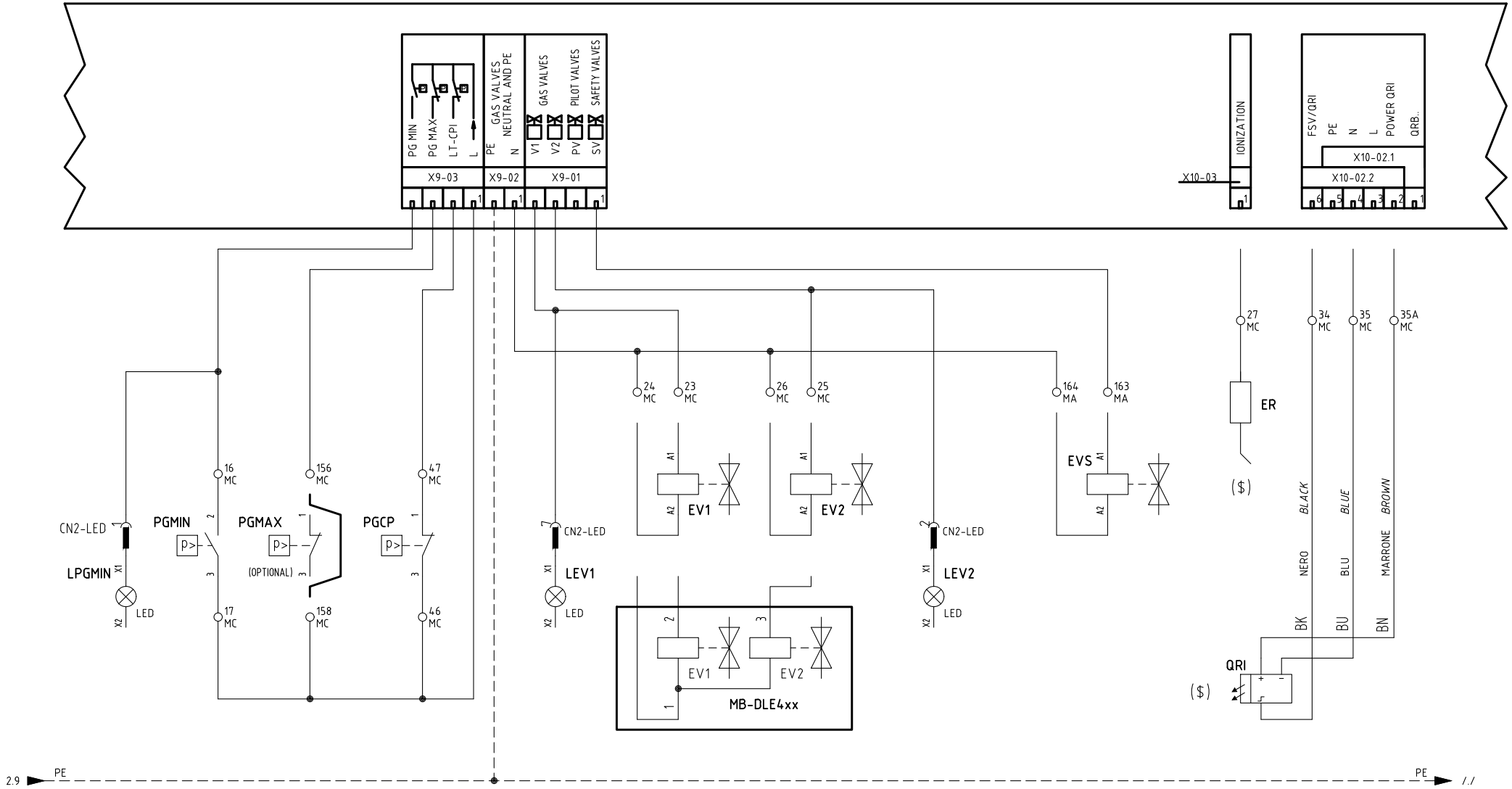

($)
SONDA "QRI" IN ALTERNATIVA A ELETTRODO "ER"
"QRI" PROBE ALTERNATIVE TO "ER"

Data 11/07/2016		PREC.	FOGLIO
Revisione 03		2	3
Dis. N. 05 – 1134		SEGUE	TOTALE
		4	9

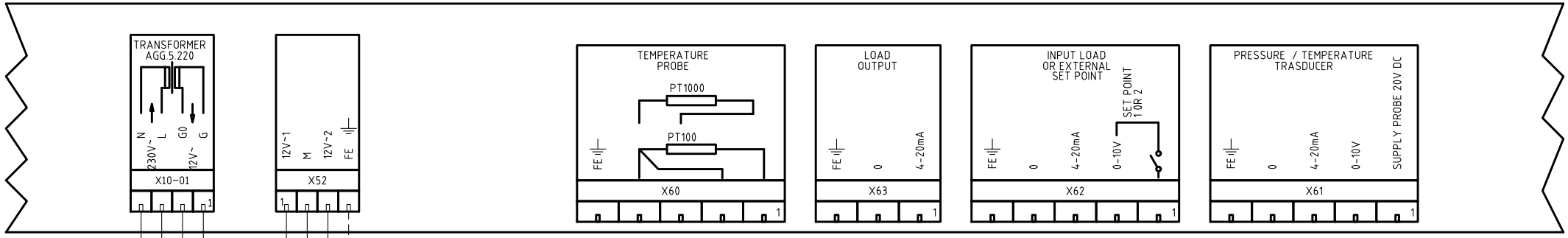

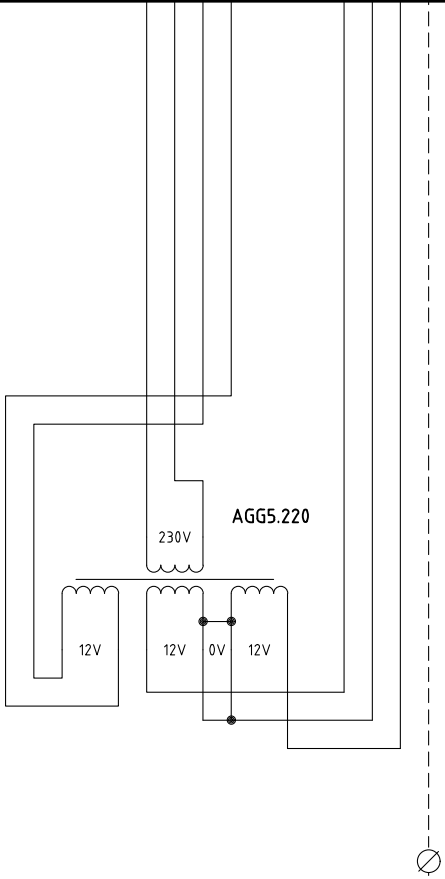

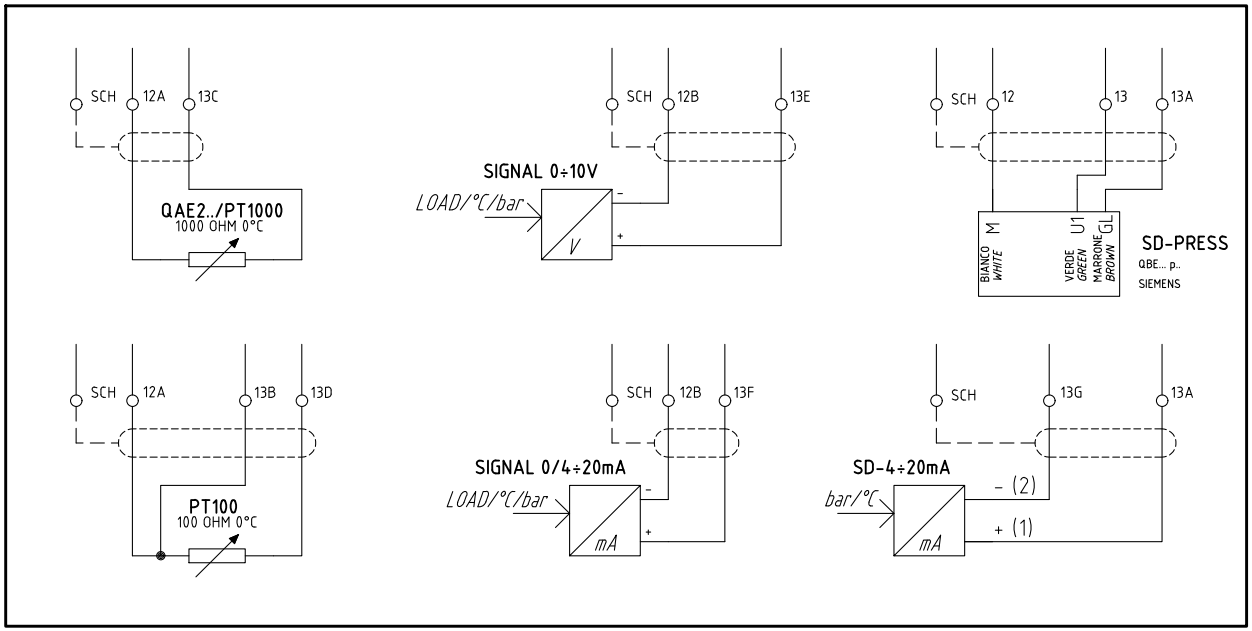

(××)
ATTENZIONE COLLEGAMENTO SONDE
WARNING PROBE CONNECTION

COLLEGAMENTO ELETTRICO PIU' CORTO POSSIBILE (~10cm)
DIRETTAMENTE SU PIASTRA QUADRO ELETTRICO
ELECTRICAL CONNECTION AS SHORT AS POSSIBLE (~ 10cm)
DIRECTLY ELECTRIC BOX PLATE

Data 11/07/2016		PREC.	FOGLIO
Revisione 03		3	4
Dis. N. 05 – 1134		SEGUE	TOTALE
		5	9

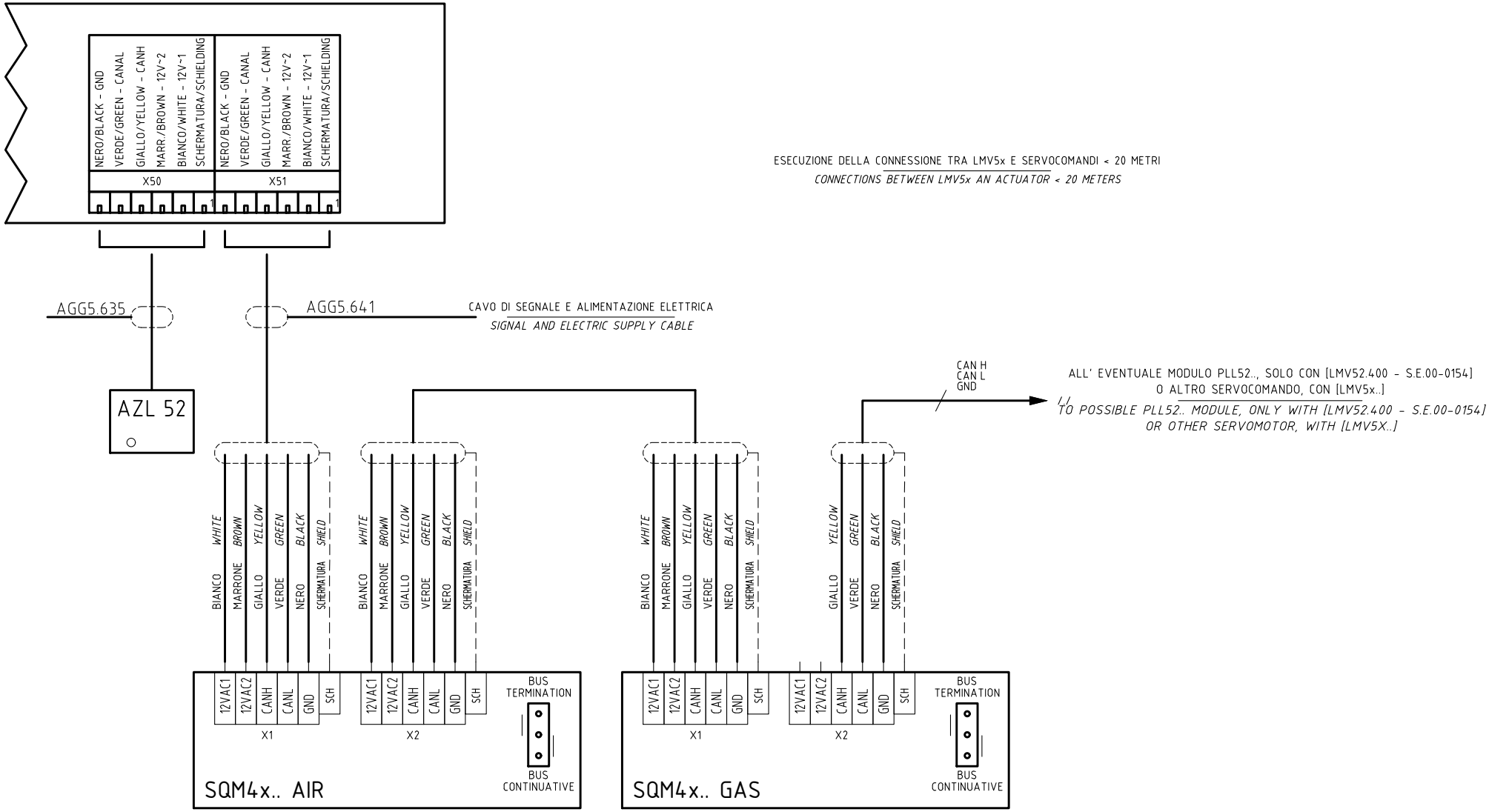

ESECUZIONE DELLA CONNESSIONE TRA LMV5x E SERVOCOMANDI < 20 METRI

CONNECTIONS BETWEEN LMV5x AN ACTUATOR < 20 METERS

LA SEQUENZA DEI SERVOCOMANDI PUO' ESSERE DIVERSA;
E' IMPORTANTE PERO' CHE L'ULTIMO SIA LA SCHEDA "PLL52..."

THE CONNECTIONS OF ACTUATORS TO LMV CAN BE DIFFERENT;
THE LAST COMPONENT MUST BE THE "PLL52..." CIRCUIT

Data 11/07/2016		PREC.	FOGLIO
Revisione 03		4	5
Dis. N. 05 – 1134		SEGUE	TOTALE
		6	9

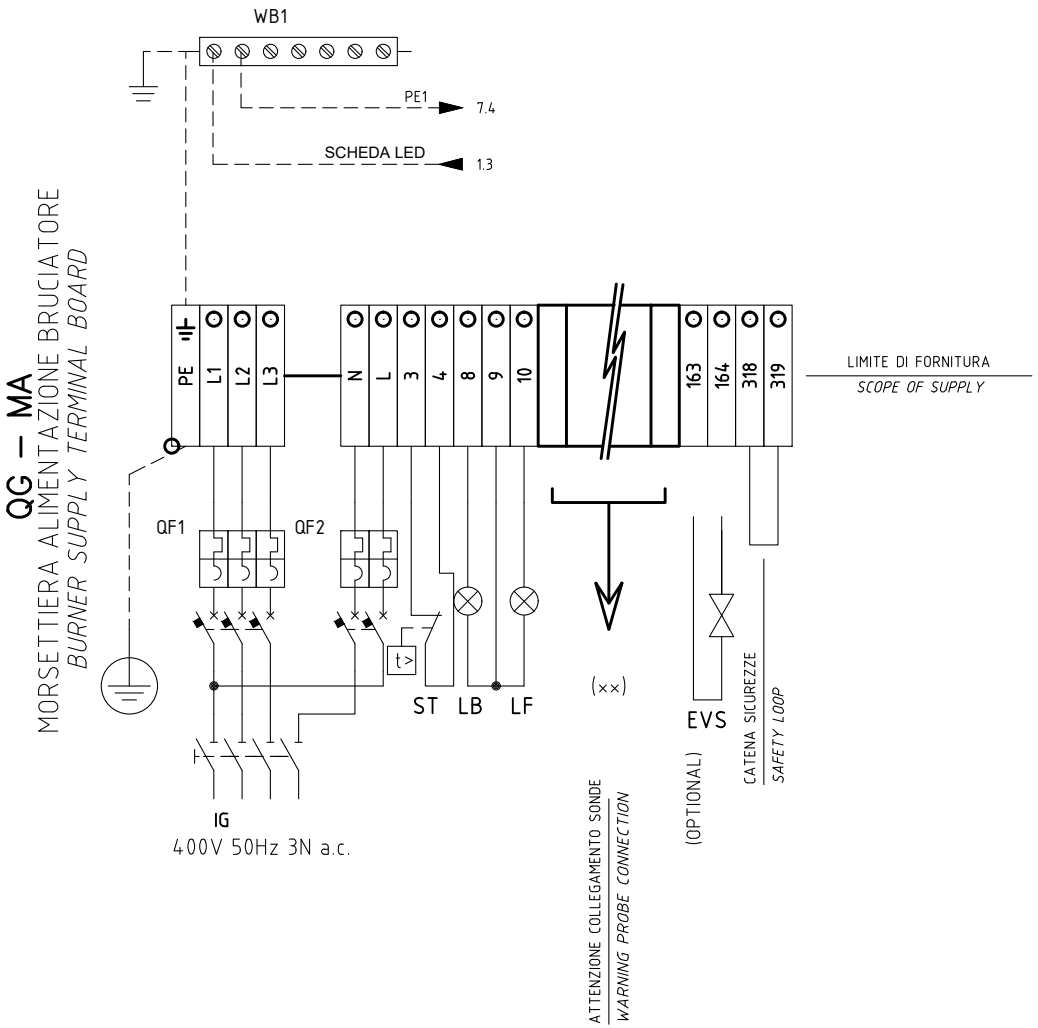

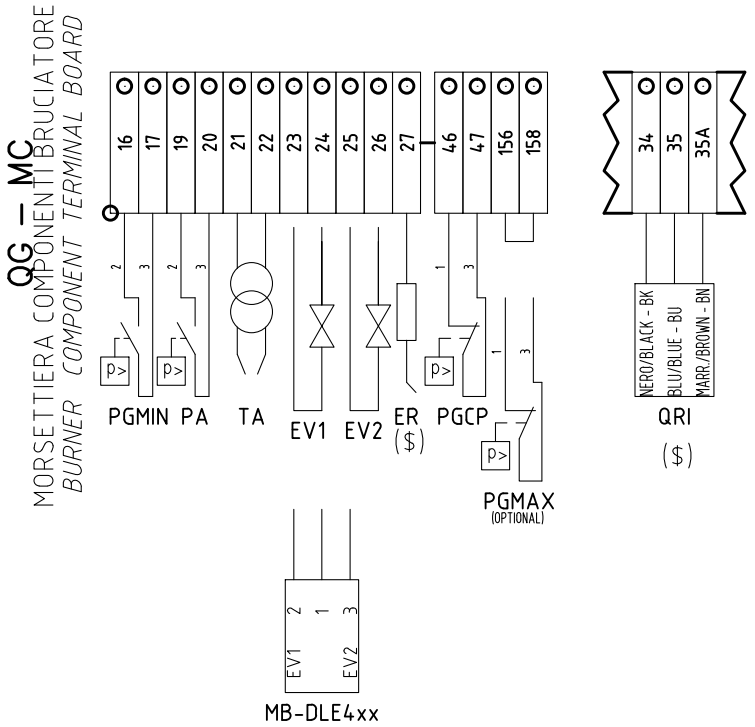

($)
SONDA "QRI" IN ALTERNATIVA A ELETTRODO "ER"
"QRI" PROBE ALTERNATIVE TO "ER"

Data 11/07/2016		PREC.	FOGLIO
Revisione 03		5	6
Dis. N. 05 – 1134		SEGUE	TOTALE
		7	9

VISTA LATO COMPONENTI

COMPONENTS SIDE VIEW

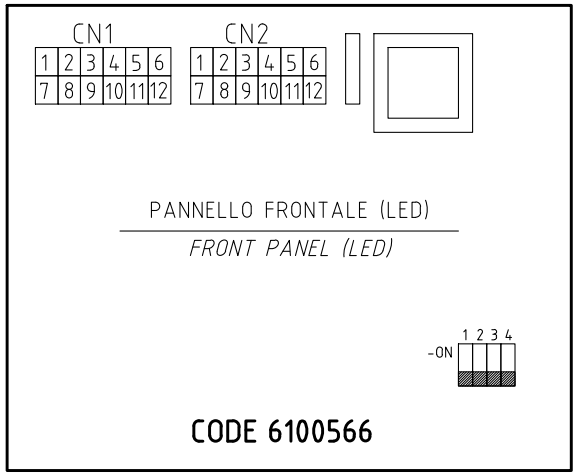

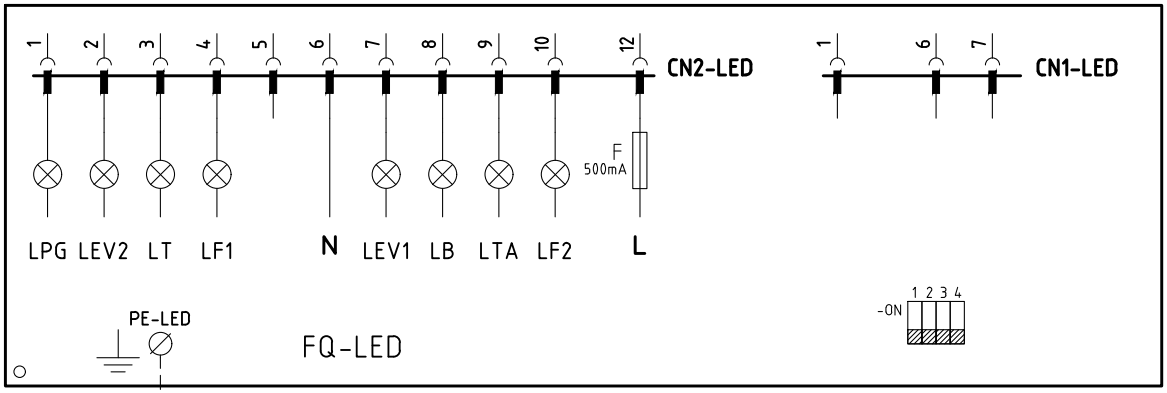

BARRA DI TERRA

EARTH TERMINAL

Data 11/07/2016		PREC.	FOGLIO
Revisione 03		6	7
Dis. N. 05 – 1134		SEGUE	TOTALE
		8	9

0	1	2	3	4	5	6	7	8	9

Sigla/Item	Foglio/Sheet	Funzione	Function
AGG5.220	4	TRASFORMATORE AUSILIARIO	AUXILIARY TRANSFORMER
AZL 52	5	INTERFACCIA UTENTE	USER INTERFACE
ER	3	ELETTRODO RILEVAZIONE FIAMMA	FLAME DETECTION ELECTRODE
EV1	3	ELETTROVALVOLA GAS LATO RETE	UPSTREAM GAS SOLENOID VALVE
EV2	3	ELETTROVALVOLA GAS LATO BRUCIATORE	DOWNSTREAM GAS SOLENOID VALVE
EVS	3	ELETTROVALVOLA GAS DI SICUREZZA (OPTIONAL)	SAFETY GAS SOLENOID VALVE (OPTIONAL)
FQ-LED	7	PANNELLO FRONTALE (LED)	FRONT PANEL (LED)
FU1.5	1	FUSIBILE LINEA AUSILIARI	AUXILIARY LINE FUSE
IG	1	INTERRUTTORE GENERALE	MAINS SWITCH
IL	1	INTERRUTTORE LINEA AUSILIARI	AUXILIARY LINE SWITCH
KM1.6	1	CONTATTORE MOTORE VENTILATORE	FAN MOTOR CONTACTOR
LB	1	LAMPADA SEGNALAZIONE BLOCCO BRUCIATORE	INDICATOR LIGHT FOR BURNER LOCK-OUT
LEV1	3	LAMPADA SEGNALAZIONE APERTURA [EV1]	INDICATOR LIGHT FOR OPENING OF ELECTRO-VALVE [EV1]
LEV2	3	LAMPADA SEGNALAZIONE APERTURA [EV2]	INDICATOR LIGHT FOR OPENING OF ELECTRO-VALVE [EV2]
LF1	2	LAMPADA SEGNALAZIONE FUNZIONAMENTO BRUCIATORE	INDICATOR LIGHT BURNER OPERATION
LF2	2	LAMPADA SEGNALAZIONE FUNZIONAMENTO BRUCIATORE	INDICATOR LIGHT BURNER OPERATION
LMV51.100/LMV51.300/LMV52.400	1	APPARECCHIATURA DI COMANDO	CONTROL SCHEME
LPGMIN	3	LAMPADA SEGNALAZIONE PRESENZA GAS IN RETE	INDICATOR LIGHT FOR PRESENCE OF GAS IN THE NETWORK
LT	2	LAMPADA SEGNALAZIONE BLOCCO TERMICO MOTORE VENTILATORE	INDICATOR LIGHT FOR FAN MOTOR OVERLOAD THERMAL CUTOUT
LTA	2	LAMPADA SEGNALAZIONE TRASFORMATORE DI ACCENSIONE	IGNITION TRANSFORMER INDICATOR LIGHT
MB-DLE4xx	3	GRUPPO VALVOLE GAS	GAS VALVES GROUP
MV	1	MOTORE VENTILATORE	FAN MOTOR
PA	1	PRESSOSTATO ARIA	AIR PRESSURE SWITCH
PGCP	3	PRESSOSTATO GAS CONTROLLO PERDITE	GAS LEAKAGE PRESSURE SWITCH
PGMAX	3	PRESSOSTATO GAS DI MASSIMA PRESSIONE (OPTIONAL)	MAXIMUM PRESSURE GAS SWITCH (OPTIONAL)
PGMIN	3	PRESSOSTATO GAS DI MINIMA PRESSIONE	MINIMUM GAS PRESSURE SWITCH
PS	2	PULSANTE SBLOCCO FIAMMA	FLAME UNLOCK BUTTON
PT100	4	SONDA DI TEMPERATURA	TEMPERATURE PROBE
QAE2../PT1000	4	SONDA DI TEMPERATURA	TEMPERATURE PROBE
QF1	1	MAGNETOTERMICO PROTEZIONE ALIMENTAZIONE TRIFASE	THREE-PHASE POWER CIRCUIT BREAKER PROTECTION
QF2	1	MAGNETOTERMICO PROTEZIONE LINEA AUSILIARI	AUXILIARY SUPPLY CIRCUIT BREAKER PROTECTION
QRI	3	SONDA UV RILEVAZIONE FIAMMA	UV FLAME DETECTOR

0	1	2	3	4	5	6	7	8	9

Sigla/Item	Foglio/Sheet	Funzione	Function
SD-4÷20mA	4	SEGNALE IN CORRENTE	CURRENT SIGNAL
SD-PRESS	4	SONDA DI PRESSIONE	PRESSURE PROBE
SIGNAL 0/4÷20mA	4	SEGNALE IN CORRENTE PER % CARICO	CURRENT SIGNAL FOR % LOAD
SIGNAL 0÷10V	4	SEGNALE IN TENSIONE PER % CARICO	VOLTAGE SIGNAL FOR % LOAD
SQM4x.. AIR	5	SERVOCOMANDO SERRANDA ARIA	AIR DAMPER ACTUATOR
SQM4x.. GAS	5	SERVOCOMANDO FARFALLA GAS	GAS THROTTLE VALVE ACTUATOR
ST	2	SERIE TERMOSTATI/PRESSOSTATI	SERIES OF THERMOSTATS OR PRESSURE SWITCHES
TA	2	TRASFORMATORE DI ACCENSIONE	IGNITION TRANSFORMER
TV	1	TERMICO MOTORE VENTILATORE	FAN MOTOR THERMAL
WB1	1	BARRA DI TERRA	EARTH TERMINAL