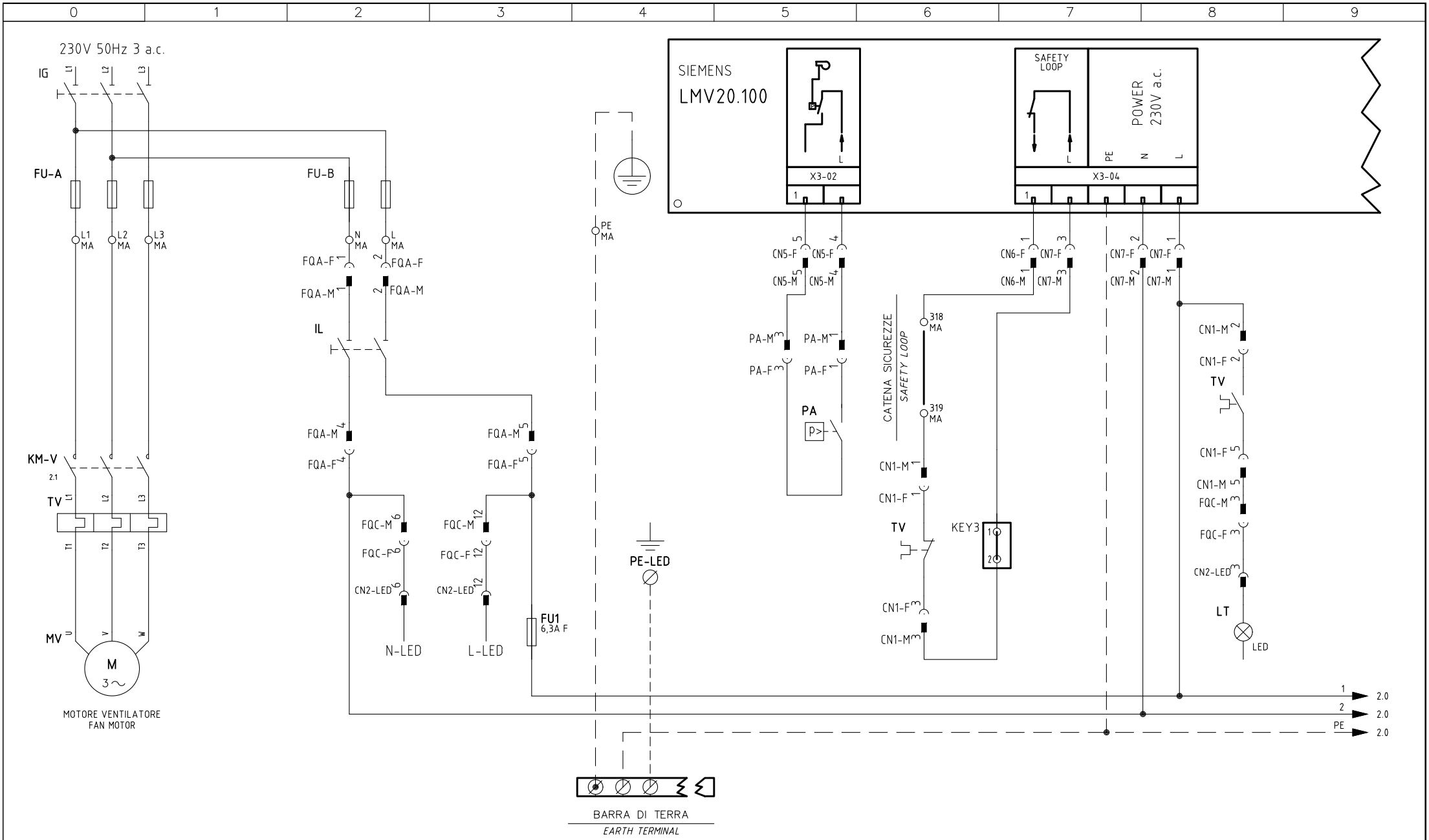


| REV. | MODIFICA | DATA | FIRME |
|---|---|---|---|
| 02 | ADDED EARTH WIRE ON LED CIRCUIT | 12/02/15 | U. PINTON |
| 01 | UPDATE "PA" WITH PCB 6100561 REV. 1 | 01/09/14 | U. PINTON |

UNIGAS

Impianto: TIPI/TYPES CxxxA / CxxxX / ExxxA /ExxxX
MODELLO/MODEL M-.PR(MD).xx.xx.A.x.xx.EA

Descrizione: LMV20 + COD. 6100561 + COD. 6100566

Ordine

Commessa

Esecutore: U. PINTON

Data Controllato: 09/04/2018

Controllato: M.MASCHIO

Data: 16/06/2014

Revisione: 02

Dis. N. 05 – 1045 A

PREC.: /

FOGLIO: 1

SEGUE: 2

TOTALE: 11

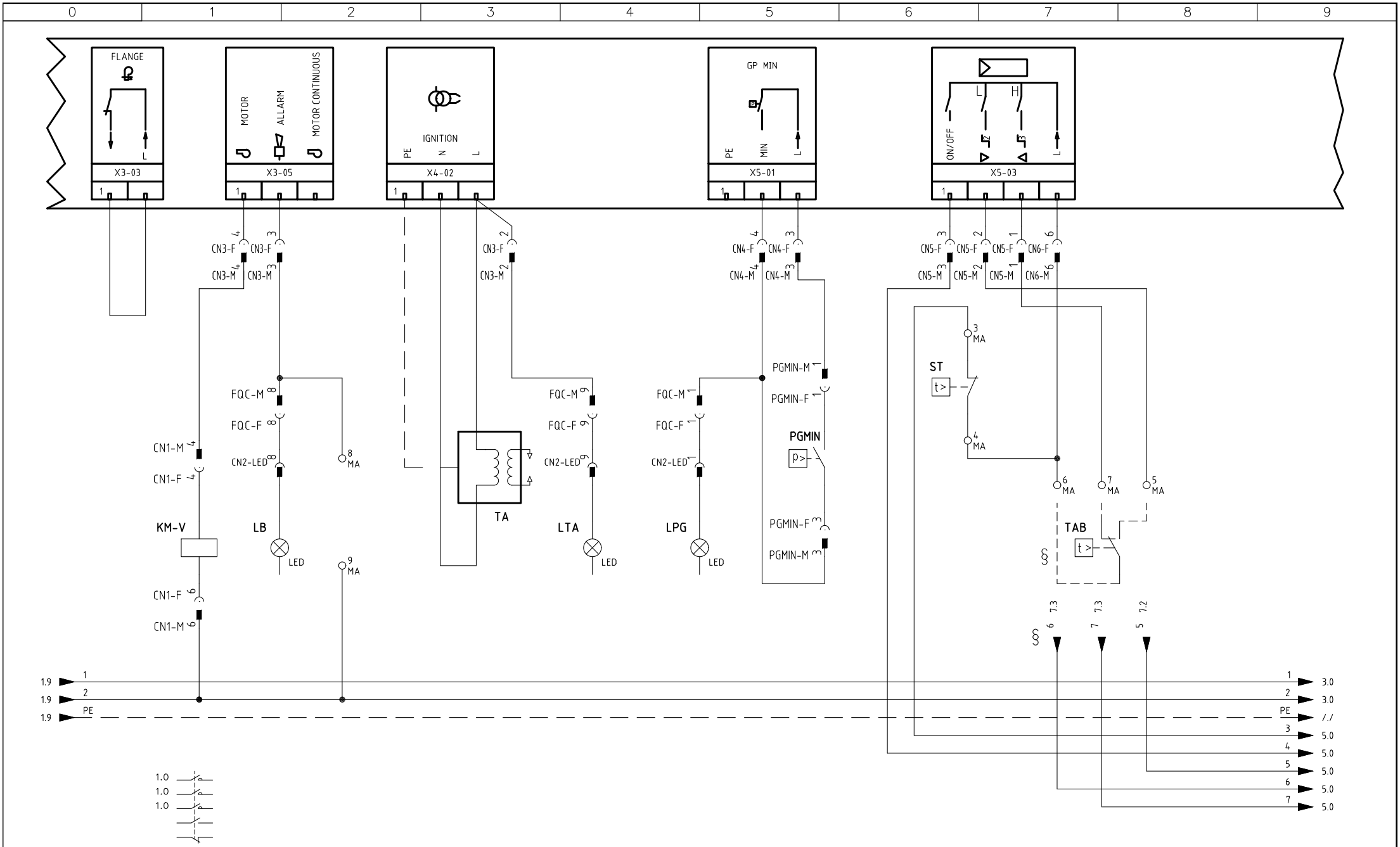


§

VERSIONE (PR) / VERSIONE (MD) CON RWF.. / 600V / KM3

*(PR) VERSION / (MD) VERSION WITH RWF.. / 600V / KM3*

| | | | |
|---|---|---|---|
| Data | 16/06/2014 | PREC. | FOGLIO |
| Revisione | 02 | 1 | 2 |
| Dis. N. | 05 – 1045 A | SEGUE | TOTALE |
| | | 3 | 11 |

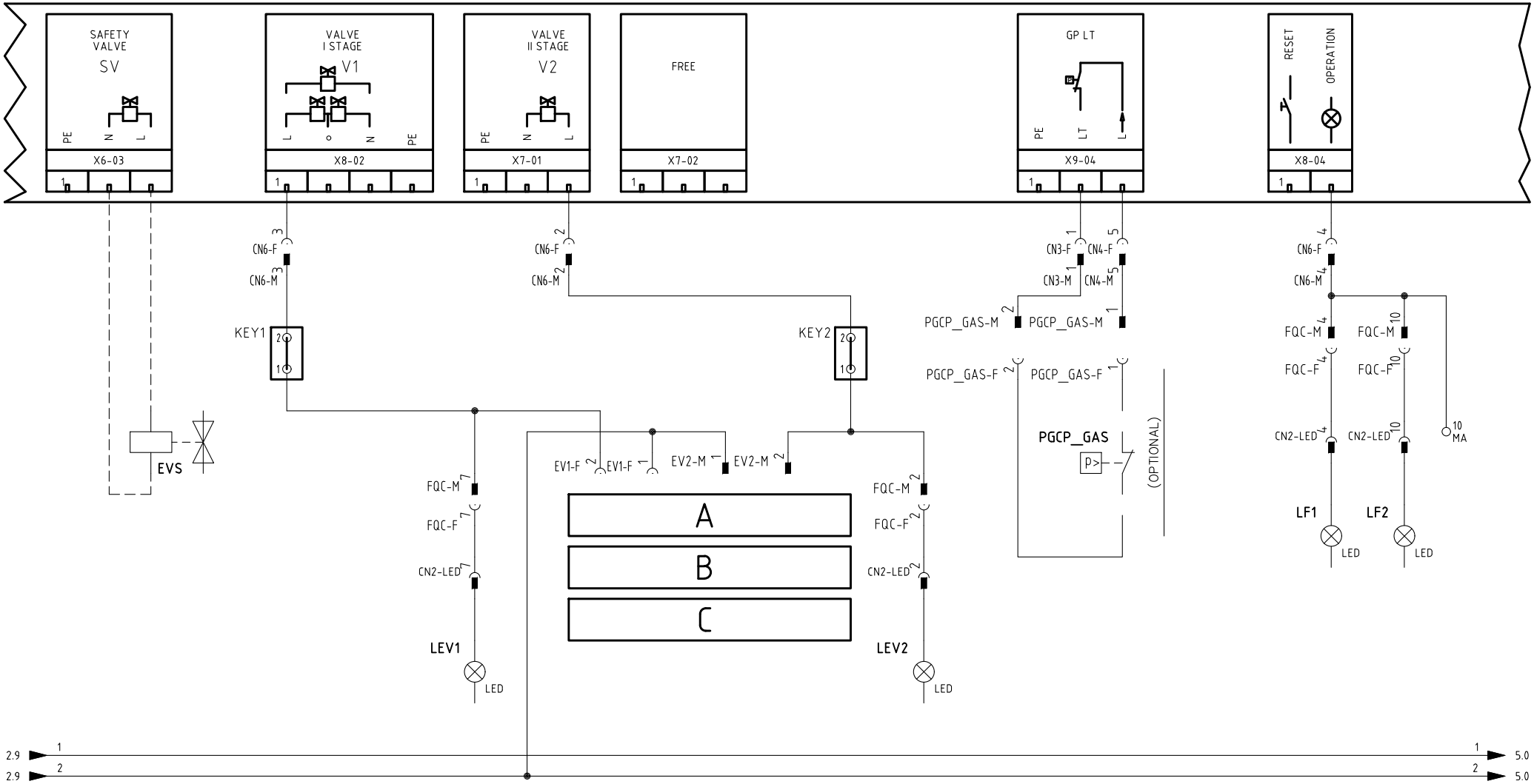


ESECUZIONE [A] = SOLO SENZA CONTROLLO TENUTA

*[A] PERFORMANCE = WITHOUT GAS LEAKAGE ONLY*

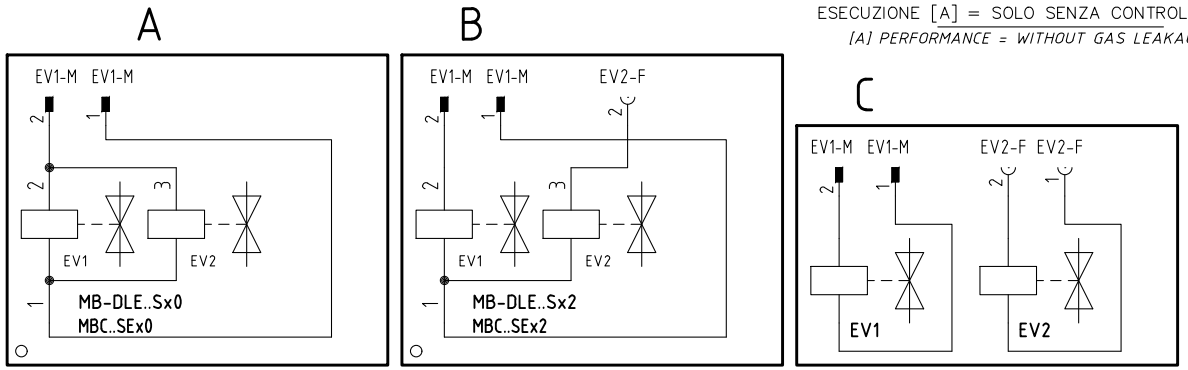


| | | | |
|---|---|---|---|
| Data | 16/06/2014 | PREC. | FOGLIO |
| Revisione | 02 | 2 | 3 |
| Dis. N. | 05 – 1045 A | SEGUE 4 | TOTALE 11 |

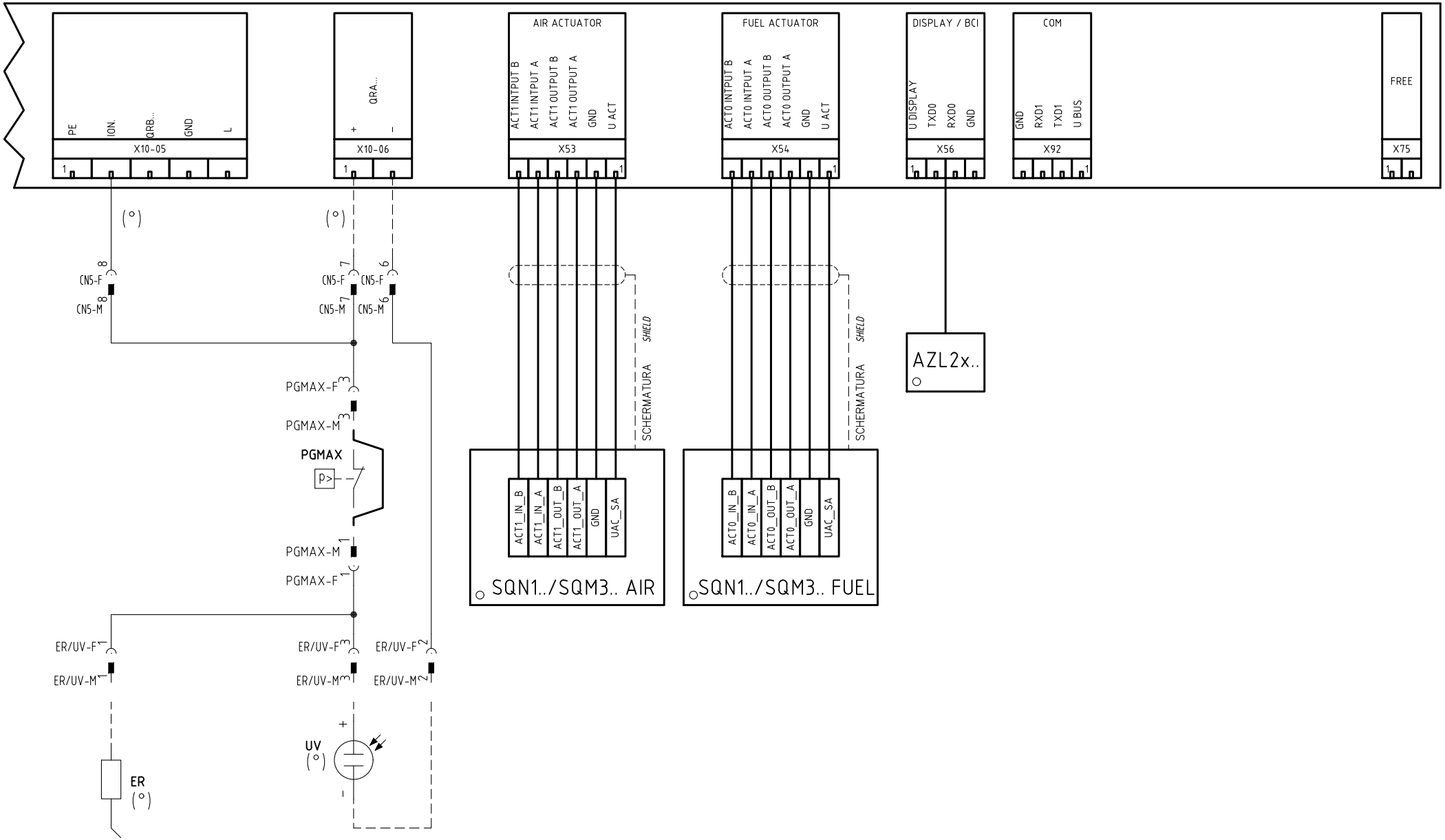


(°)

SONDA "UV" IN ALTERNATIVA A ELETTRODO "ER"

*"UV" PROBE ALTERNATIVE TO "ER"*

| | | | |
|---|---|---|---|
| Data 16/06/2014 | | PREC. | FOGLIO |
| Revisione 02 | | 3 | 4 |
| Dis. N. 05 – 1045 A | | SEGUE | TOTALE |
| | | 5 | 11 |

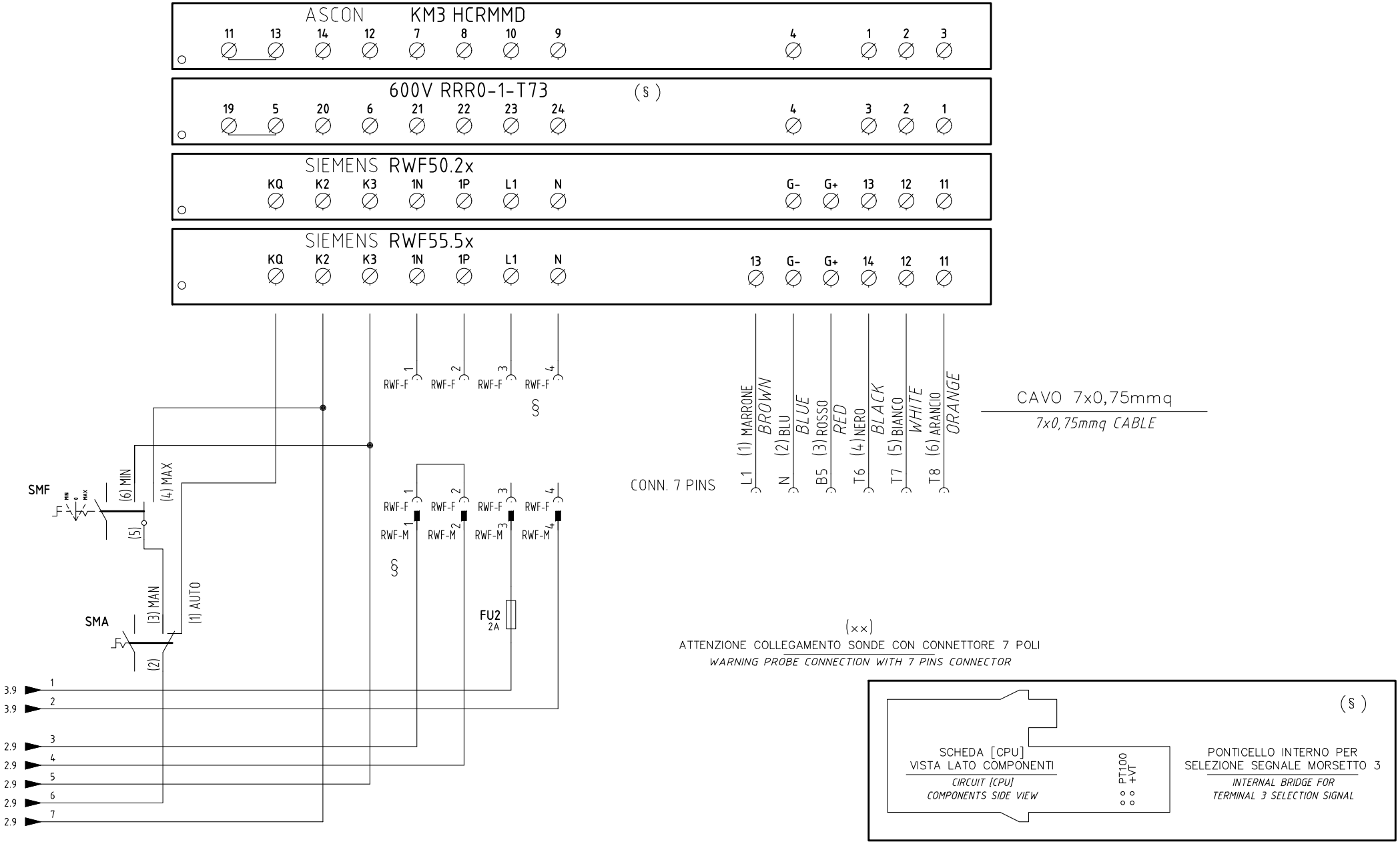


| | | | |
|---|---|---|---|
| Data | 16/06/2014 | PREC. | FOGLIO |
| Revisione | 02 | 4 | 5 |
| Dis. N. | 05 – 1045 A | SEGUE | TOTALE |
| | | 6 | 11 |

(xx)
ATTENZIONE COLLEGAMENTO SONDE CON CONNETTORE 7 POLI
*WARNING PROBE CONNECTION WITH 7 PINS CONNECTOR*

| KM3 HCRMMD | 600V RRR0-1-T73 | RWF55.5x | RWF50.2x |
|---|---|---|---|
| 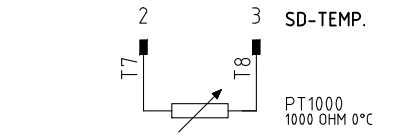 SD-TEMP. PT1000 1000 OHM 0°C | (§) 3 = PT100 / 3 = +VT — PONTICELLO INTERNO PER SELEZIONE SEGNALE MORSETTO 3 / *INTERNAL BRIDGE FOR TERMINAL 3 SELECTION SIGNAL* | 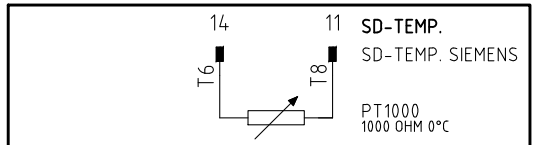 SD-TEMP. SD-TEMP. SIEMENS PT1000 1000 OHM 0°C | 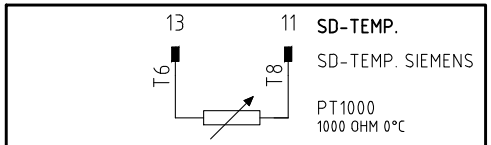 SD-TEMP. SD-TEMP. SIEMENS PT1000 1000 OHM 0°C |
| 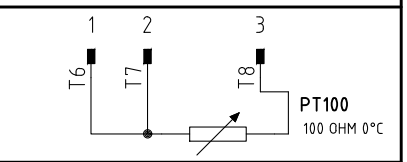 PT100 100 OHM 0°C | 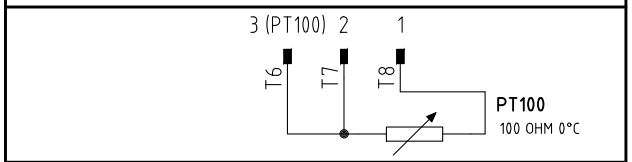 PT100 100 OHM 0°C | 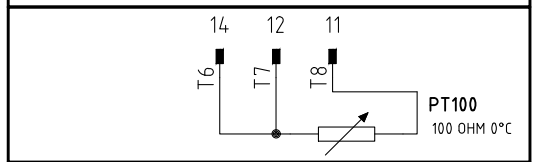 PT100 100 OHM 0°C | 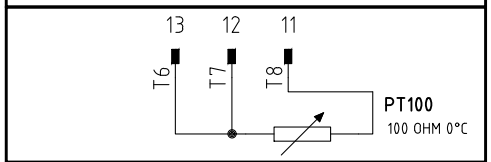 PT100 100 OHM 0°C |
| 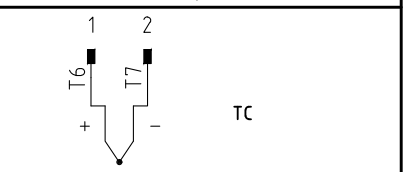 TC | 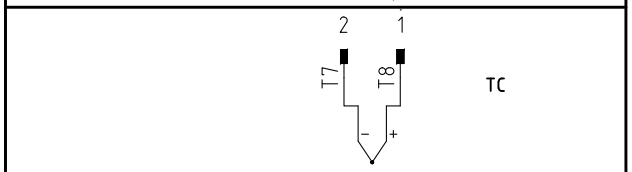 TC | 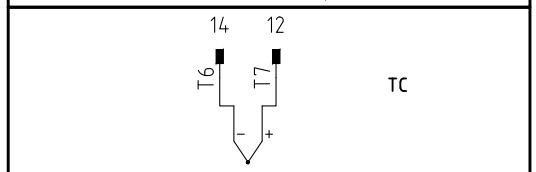 TC | |
| 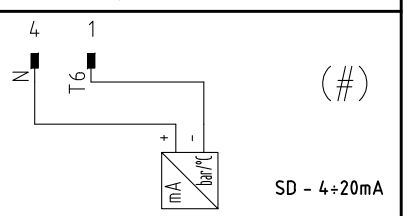 (#) SD - 4÷20mA | 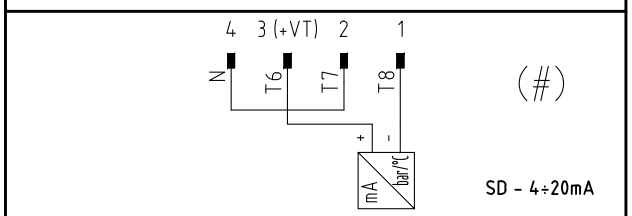 (#) SD - 4÷20mA | 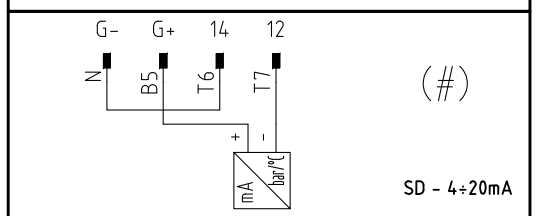 (#) SD - 4÷20mA | 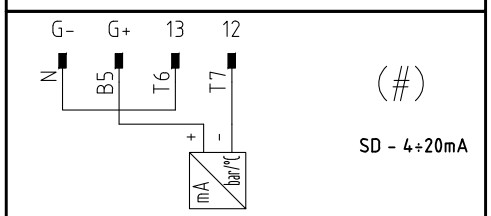 (#) SD - 4÷20mA |
| 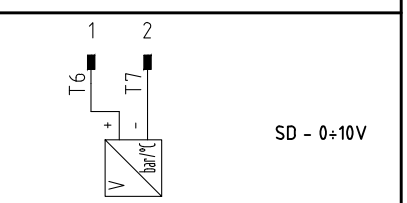 SD - 0÷10V | 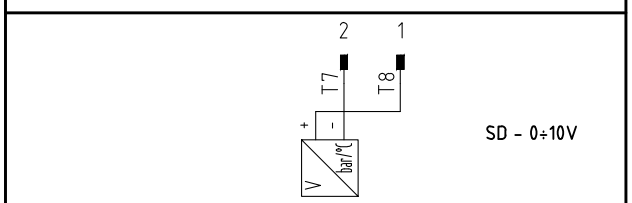 SD - 0÷10V | 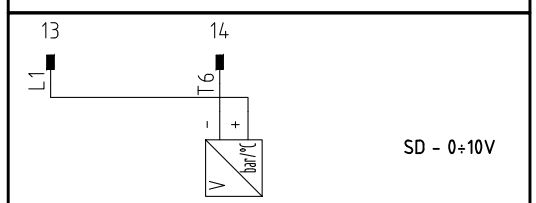 SD - 0÷10V | 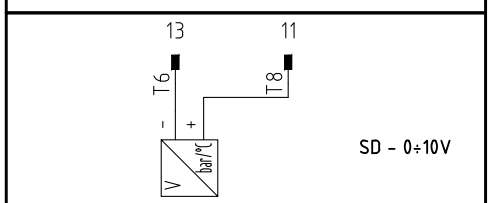 SD - 0÷10V |
| 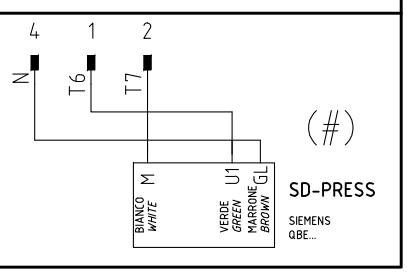 (#) SD-PRESS SIEMENS QBE... | 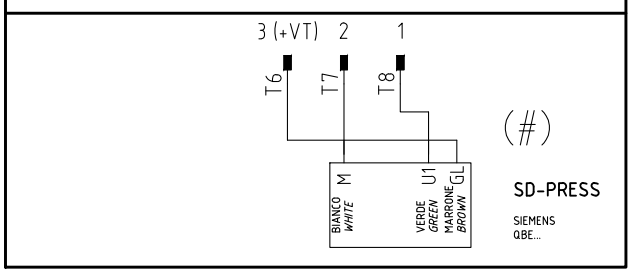 (#) SD-PRESS SIEMENS QBE... | 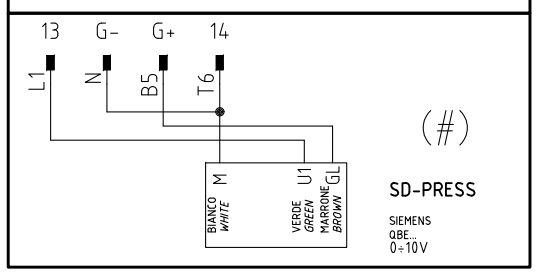 (#) SD-PRESS SIEMENS QBE... 0÷10V | 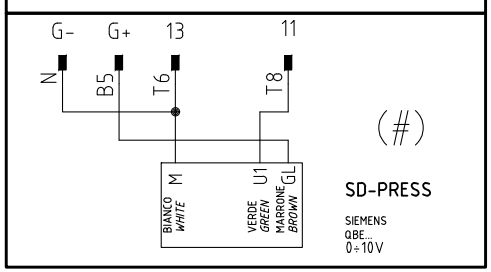 (#) SD-PRESS SIEMENS QBE... 0÷10V |

(#)
COLLEGAMENTO SOLO PER TRASDUTTORI PASSIVI
*TRASDUCER PASSIVE CONNECTION ONLY*

| | | | |
|---|---|---|---|
| Data 16/06/2014 | PREC. 5 | FOGLIO 6 |
| Revisione 02 | | |
| Dis. N. 05 – 1045 A | SEGUE 7 | TOTALE 11 |

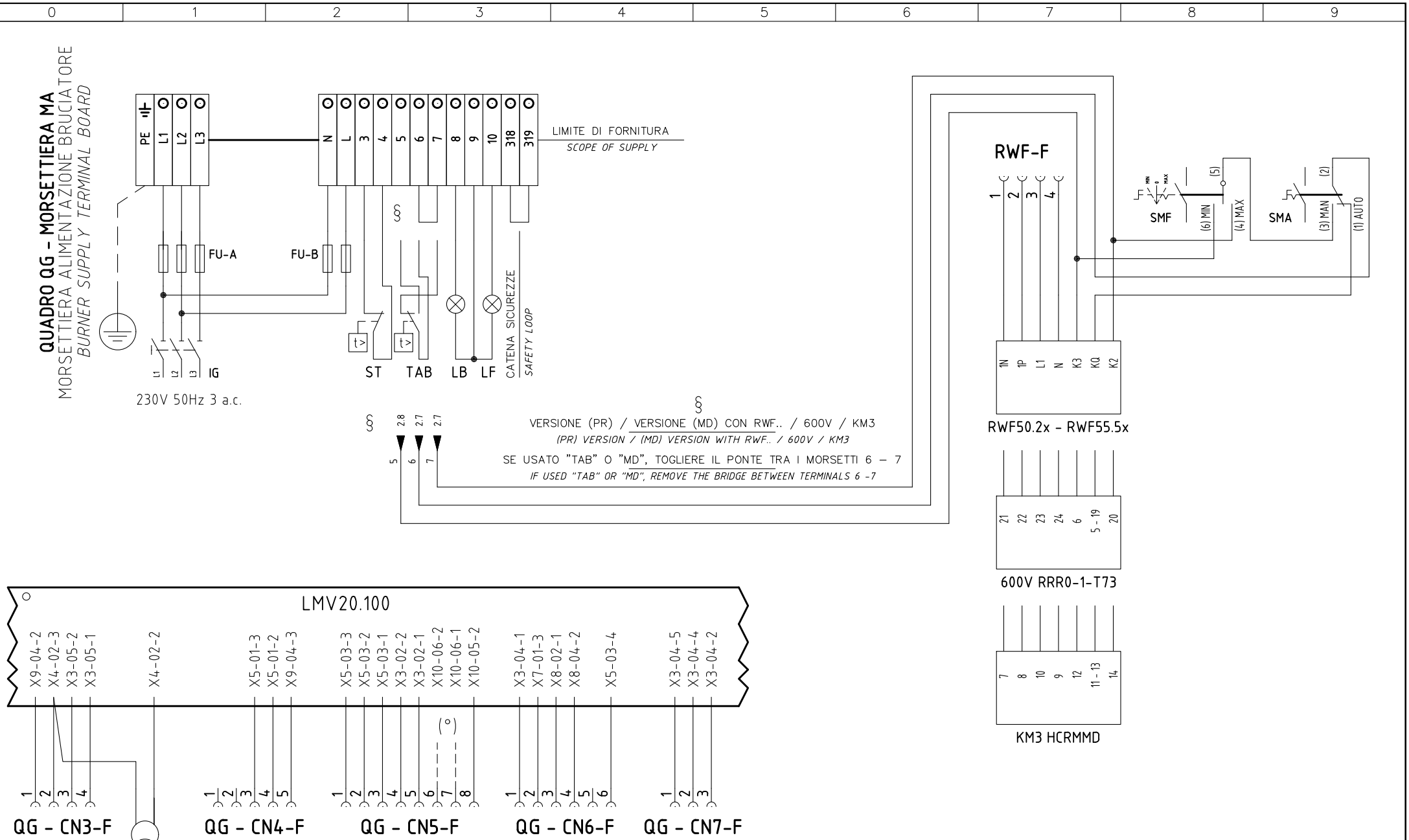


| | | | |
|---|---|---|---|
| Data | 16/06/2014 | PREC. | FOGLIO |
| Revisione | 02 | 6 | 7 |
| Dis. N. | 05 – 1045 A | SEGUE 8 | TOTALE 11 |

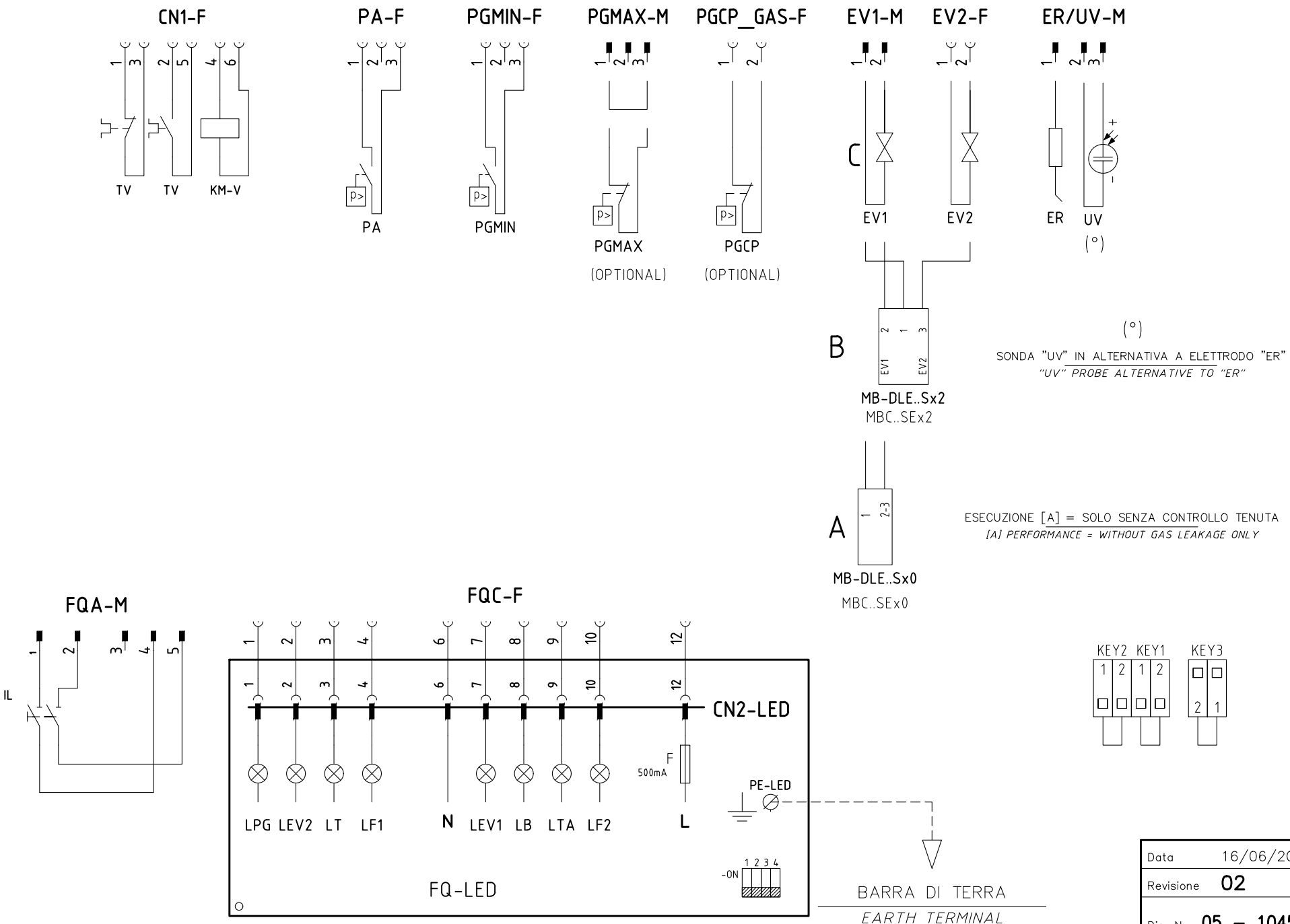


| | | | |
|---|---|---|---|
| Data | 16/06/2014 | PREC. | FOGLIO |
| Revisione | 02 | 7 | 8 |
| Dis. N. | 05 – 1045 A | SEGUE | TOTALE |
| | | 9 | 11 |

| 0 | 1 | 2 | 3 | 4 | 5 | 6 | 7 | 8 | 9 |
|---|---|---|---|---|---|---|---|---|---|

| Sigla/Item | Foglio/Sheet | Funzione | Function |
|---|---|---|---|
| 600V RRR0-1-T73 | 5 | REGOLATORE MODULANTE (ALTERNATIVO) | BURNER MODULATOR (ALTERNATIVE) |
| AZL2x.. | 4 | INTERFACCIA UTENTE | USER INTERFACE |
| ER | 4 | ELETTRODO RILEVAZIONE FIAMMA | FLAME DETECTION ELECTRODE |
| EV1 | 3 | ELETTROVALVOLA GAS LATO RETE | UPSTREAM GAS SOLENOID VALVE |
| EV2 | 3 | ELETTROVALVOLA GAS LATO BRUCIATORE | DOWNSTREAM GAS SOLENOID VALVE |
| EVS | 3 | ELETTROVALVOLA GAS DI SICUREZZA (OPTIONAL) | SAFETY GAS SOLENOID VALVE (OPTIONAL) |
| FQ-LED | 8 | PANNELLO FRONTALE (LED) | FRONT PANEL (LED) |
| FU1 | 1 | FUSIBILE AUSILIARIO | AUXILIARY FUSE |
| FU2 | 5 | FUSIBILE | FUSE |
| FU-A | 1 | FUSIBILI DI LINEA | LINE FUSES |
| FU-B | 1 | FUSIBILE DI LINEA | LINE FUSE |
| IG | 1 | INTERRUTTORE GENERALE | MAINS SWITCH |
| IL | 1 | INTERRUTTORE LINEA AUSILIARI | AUXILIARY LINE SWITCH |
| KM3 HCRMMD | 5 | REGOLATORE MODULANTE (ALTERNATIVO) | BURNER MODULATOR (ALTERNATIVE) |
| KM-V | 2 | CONTATTORE MOTORE VENTILATORE | FAN MOTOR CONTACTOR |
| LB | 2 | LAMPADA SEGNALAZIONE BLOCCO BRUCIATORE | INDICATOR LIGHT FOR BURNER LOCK-OUT |
| LEV1 | 3 | LAMPADA SEGNALAZIONE APERTURA [EV1] | INDICATOR LIGHT FOR OPENING OF ELECTRO-VALVE [EV1] |
| LEV2 | 3 | LAMPADA SEGNALAZIONE APERTURA [EV2] | INDICATOR LIGHT FOR OPENING OF ELECTRO-VALVE [EV2] |
| LF1 | 3 | LAMPADA SEGNALAZIONE FUNZIONAMENTO BRUCIATORE | INDICATOR LIGHT BURNER OPERATION |
| LF2 | 3 | LAMPADA SEGNALAZIONE FUNZIONAMENTO BRUCIATORE | INDICATOR LIGHT BURNER OPERATION |
| LMV20.100 | 1 | APPARECCHIATURA DI COMANDO | CONTROL SCHEME |
| LPG | 2 | LAMPADA SEGNALAZIONE PRESENZA GAS IN RETE | INDICATOR LIGHT FOR PRESENCE OF GAS IN THE NETWORK |
| LT | 1 | LAMPADA SEGNALAZIONE BLOCCO TERMICO MOTORE VENTILATORE | INDICATOR LIGHT FOR FAN MOTOR OVERLOAD THERMAL CUTOUT |
| LTA | 2 | LAMPADA SEGNALAZIONE TRASFORMATORE DI ACCENSIONE | IGNITION TRANSFORMER INDICATOR LIGHT |
| MB-DLE..Sx0 | 3 | GRUPPO VALVOLE GAS | GAS VALVES GROUP |
| MB-DLE..Sx2 | 3 | GRUPPO VALVOLE GAS | GAS VALVES GROUP |
| MBC..SEx0 | 3 | GRUPPO VALVOLE GAS (ALTERNATIVO) | GAS VALVES GROUP (ALTERNATIVE) |
| MBC..SEx2 | 3 | GRUPPO VALVOLE GAS (ALTERNATIVO) | GAS VALVES GROUP (ALTERNATIVE) |
| MV | 1 | MOTORE VENTILATORE | FAN MOTOR |
| PA | 1 | PRESSOSTATO ARIA | AIR PRESSURE SWITCH |
| PGCP_GAS | 3 | PRESSOSTATO GAS CONTROLLO PERDITE (OPTIONAL) | GAS LEAKAGE PRESSURE SWITCH (OPTIONAL) |
| PGMAX | 4 | PRESSOSTATO GAS DI MASSIMA PRESSIONE (OPTIONAL) | MAXIMUM PRESSURE GAS SWITCH (OPTIONAL) |

| 0 | 1 | 2 | 3 | 4 | 5 | 6 | 7 | 8 | 9 |
|---|---|---|---|---|---|---|---|---|---|

| Sigla/Item | Foglio/Sheet | Funzione | Function |
|---|---|---|---|
| PGMIN | 2 | PRESSOSTATO GAS DI MINIMA PRESSIONE | MINIMUM GAS PRESSURE SWITCH |
| PT100 | 6 | SONDA DI TEMPERATURA | TEMPERATURE PROBE |
| RWF50.2x | 5 | REGOLATORE MODULANTE | BURNER MODULATOR |
| RWF55.5x | 5 | REGOLATORE MODULANTE (ALTERNATIVO) | BURNER MODULATOR (ALTERNATIVE) |
| SD-PRESS | 6 | SONDA DI PRESSIONE | PRESSURE PROBE |
| SD-TEMP. | 6 | SONDA DI TEMPERATURA | TEMPERATURE PROBE |
| SD - 0÷10V | 6 | TRASDUTTORE USCITA IN TENSIONE | TRANSDUCER VOLTAGE OUTPUT |
| SD - 4÷20mA | 6 | TRASDUTTORE USCITA IN CORRENTE | TRANSDUCER CURRENT OUTPUT |
| SMA | 5 | SELETTORE MANUALE/AUTOMATICO | MANUAL/AUTOMATIC SWITCH |
| SMF | 5 | SELETTORE MANUALE FUNZIONAMENTO MIN-0-MAX | MIN-0-MAX MANUAL OPERATION SWITCH |
| SQN1../SQM3.. AIR | 4 | SERVOCOMANDO SERRANDA ARIA | AIR DAMPER ACTUATOR |
| SQN1../SQM3.. FUEL | 4 | SERVOCOMANDO COMBUSTIBILE | FUEL ACTUATOR |
| ST | 2 | SERIE TERMOSTATI/PRESSOSTATI | SERIES OF THERMOSTATS OR PRESSURE SWITCHES |
| TA | 2 | TRASFORMATORE DI ACCENSIONE | IGNITION TRANSFORMER |
| TAB | 2 | TERMOSTATO/PRESSOSTATO ALTA-BASSA FIAMMA | HIGH-LOW THERMOSTAT/PRESSURE SWITCHES |
| TC | 6 | TERMOCOPPIA | THERMOCOUPLE |
| TV | 1 | TERMICO MOTORE VENTILATORE | FAN MOTOR THERMAL |
| UV | 4 | SONDA UV RILEVAZIONE FIAMMA | UV FLAME DETECTOR |

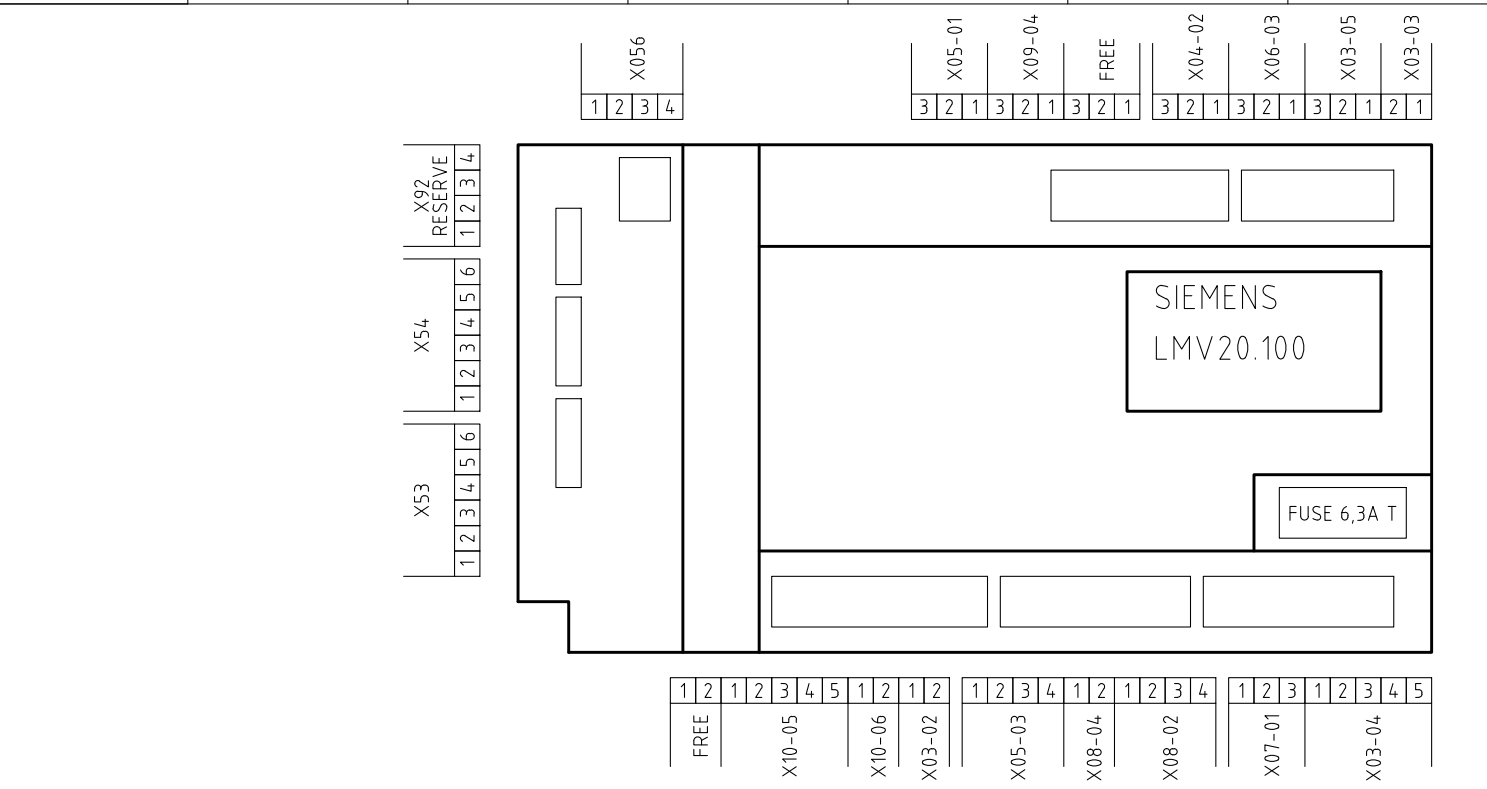


VISTA LATO COMPONENTI

*COMPONENTS SIDE VIEW*

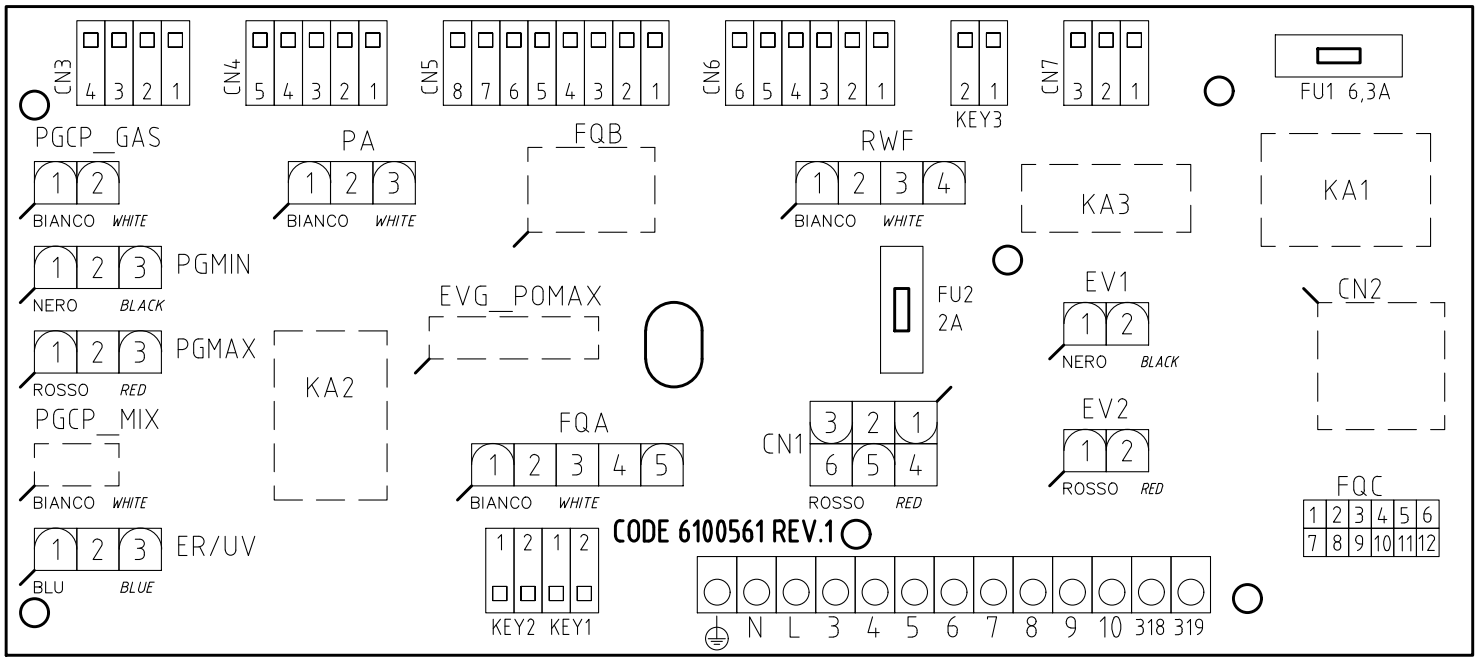


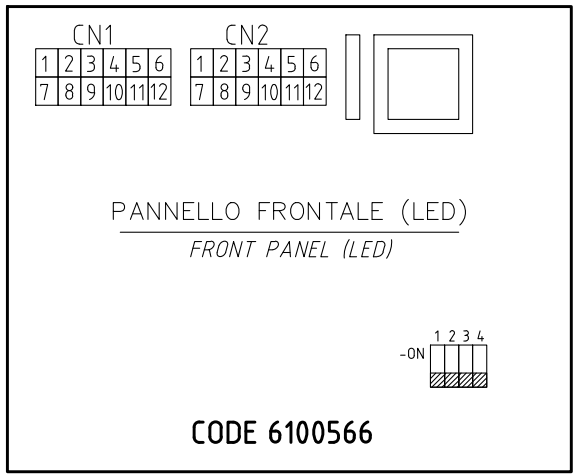


| | | | |
|---|---|---|---|
| Data 16/06/2014 | | PREC. | FOGLIO |
| Revisione 02 | | 10 | 11 |
| Dis. N. 05 – 1045 A | | SEGUE | TOTALE |
| | | / | 11 |