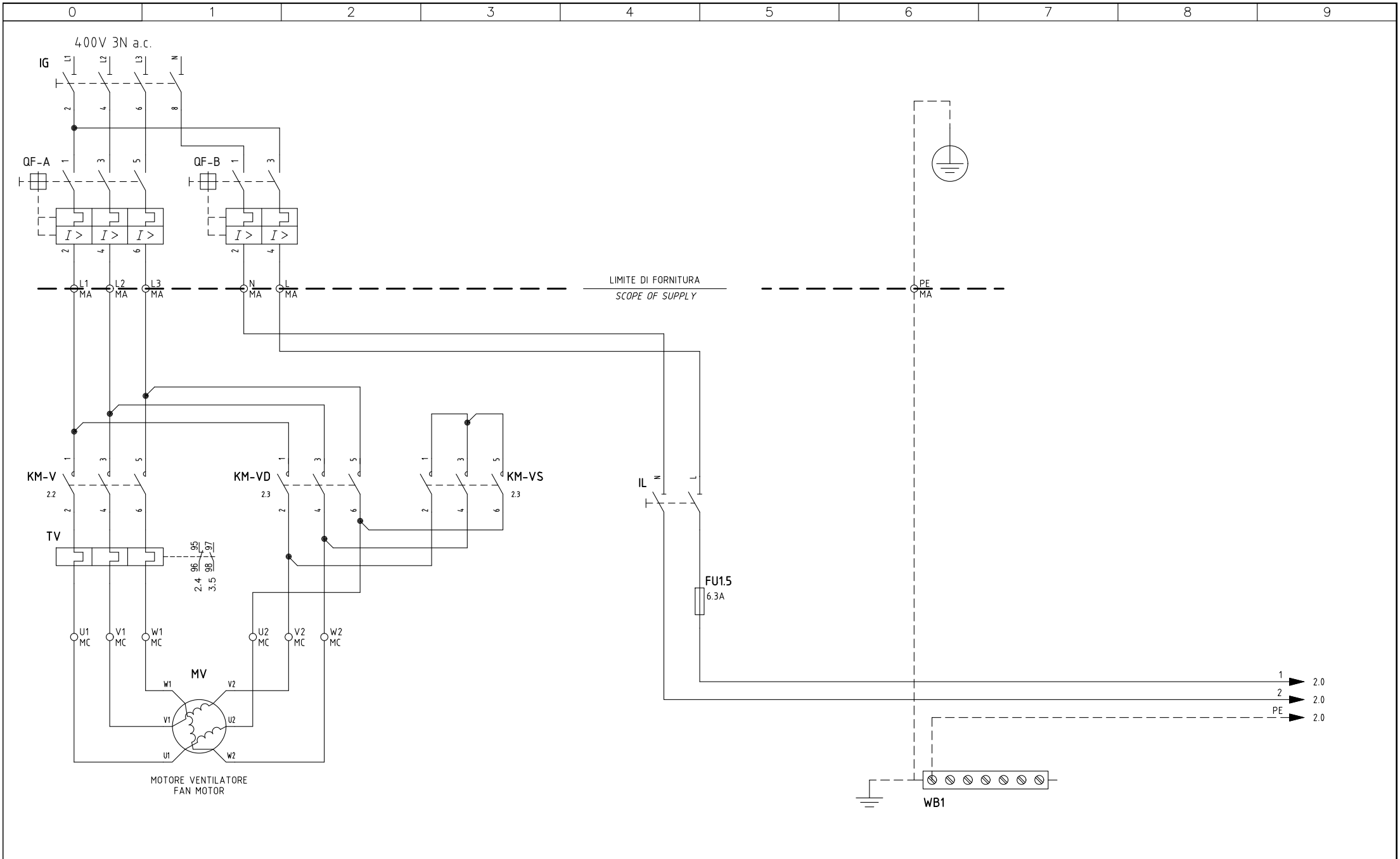

REV.	MODIFICA	DATA	FIRME
03	NEW MODEL ADDED	26/09/19	U. PINTON
02	MODIFY "TV" CONNECTION	28/08/17	U. PINTON
01	WIRING UPDATE	25/01/17	U. PINTON

UNIGAS

Impianto: TIPI/TYPES R525A/RX525.1/NxxxX/TP525A/TLX525.1 MODELLO x–.MD.x.xx.A.1.xx.ES (EO)

Descrizione: SIEMENS LMV5x...

Ordine:

Commessa:

Esecutore: U. PINTON

Data Controllato: 26/09/2019

Controllato: M. MASCHIO

Data: 21/10/2015

Revisione: 03

Dis. N. 11 – 0497

PREC.: /

FOGLIO: 1

SEGUE: 2

TOTALE: 10

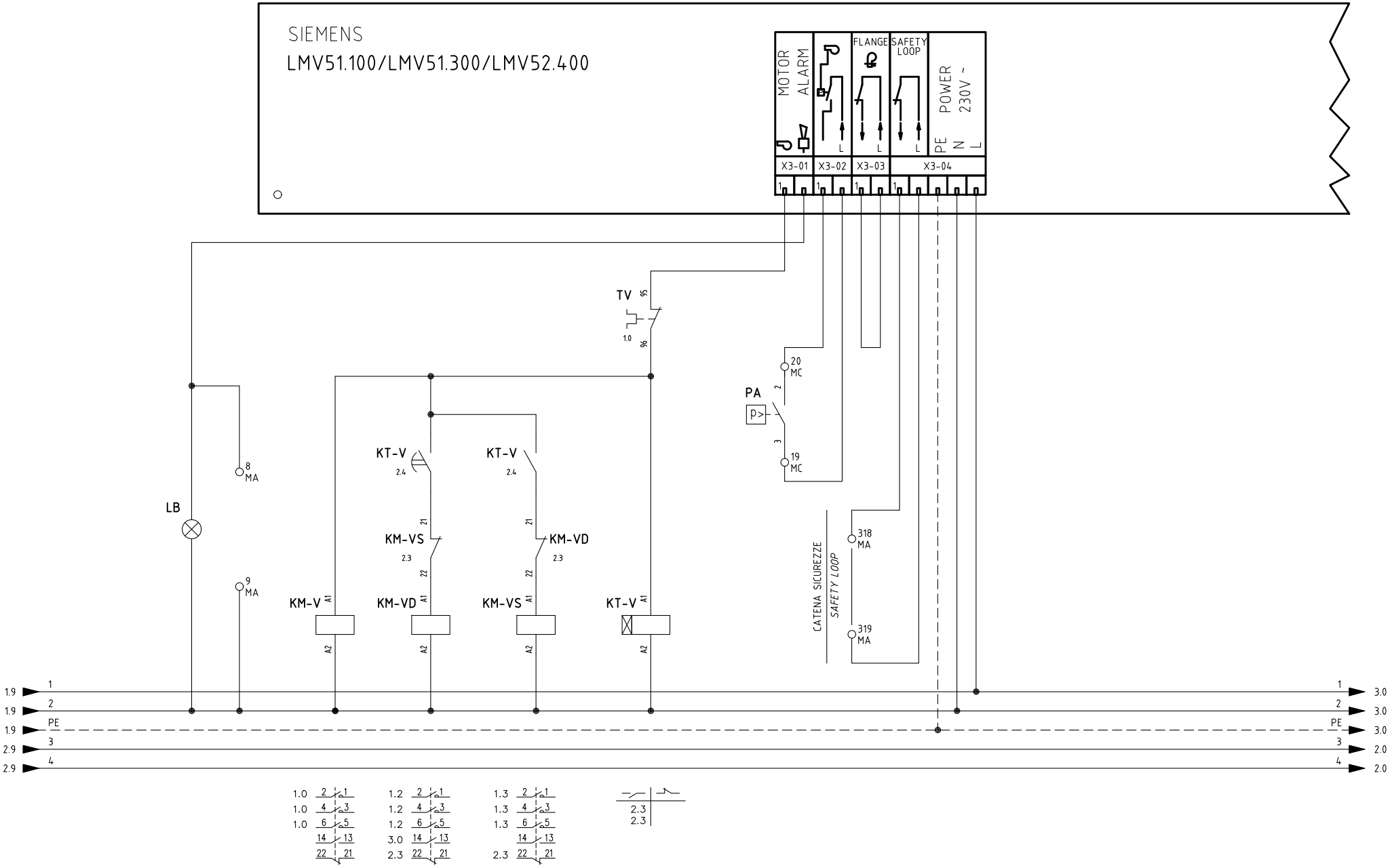

Data 21/10/2015		PREC.	FOGLIO
Revisione 03		1	2
Dis. N. 11 – 0497		SEGUE	TOTALE
		3	10

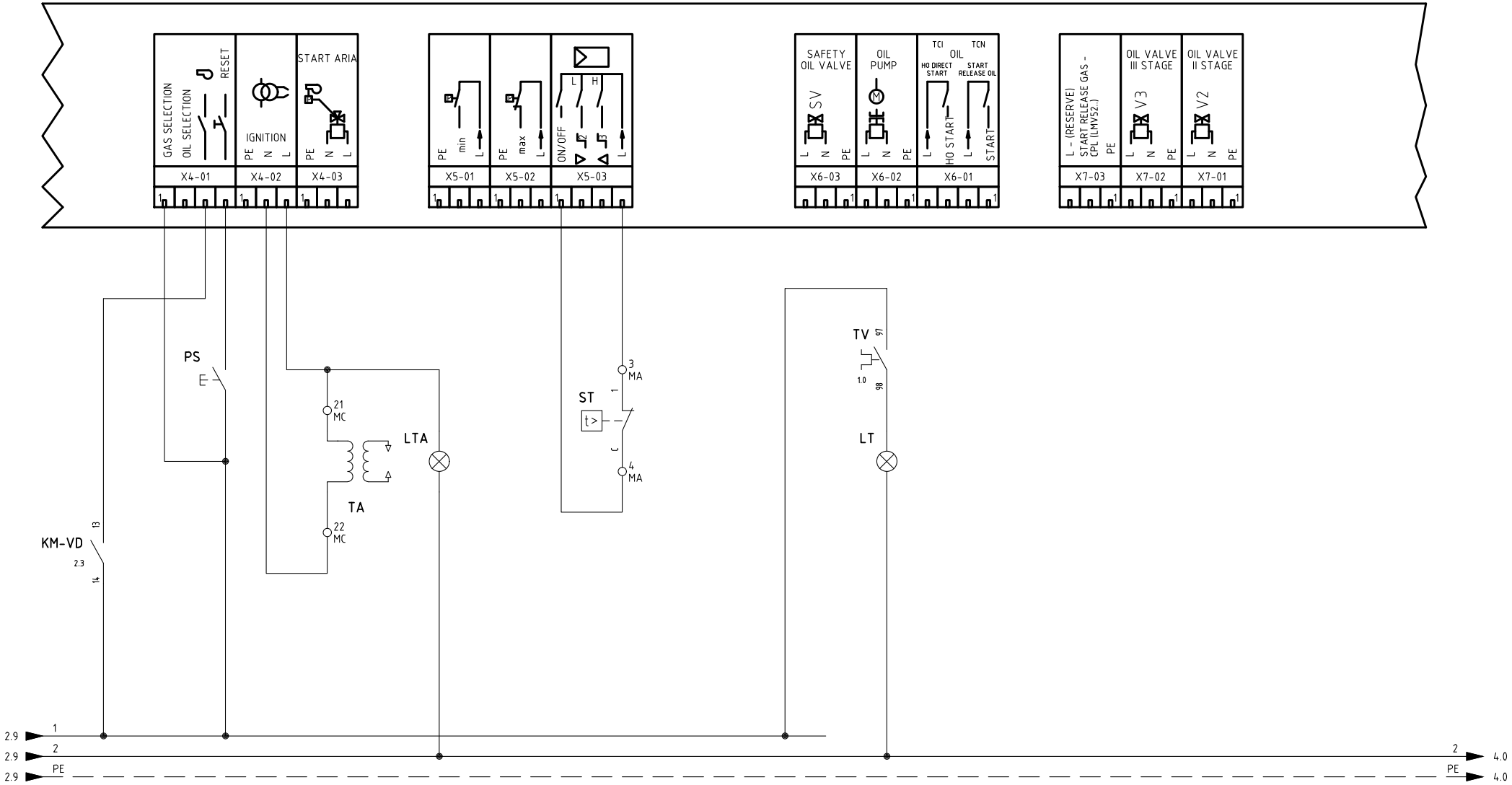

Data	21/10/2015	PREC.	FOGLIO
Revisione	03	2	3
Dis. N.	11 – 0497	SEGUE	TOTALE
		4	10

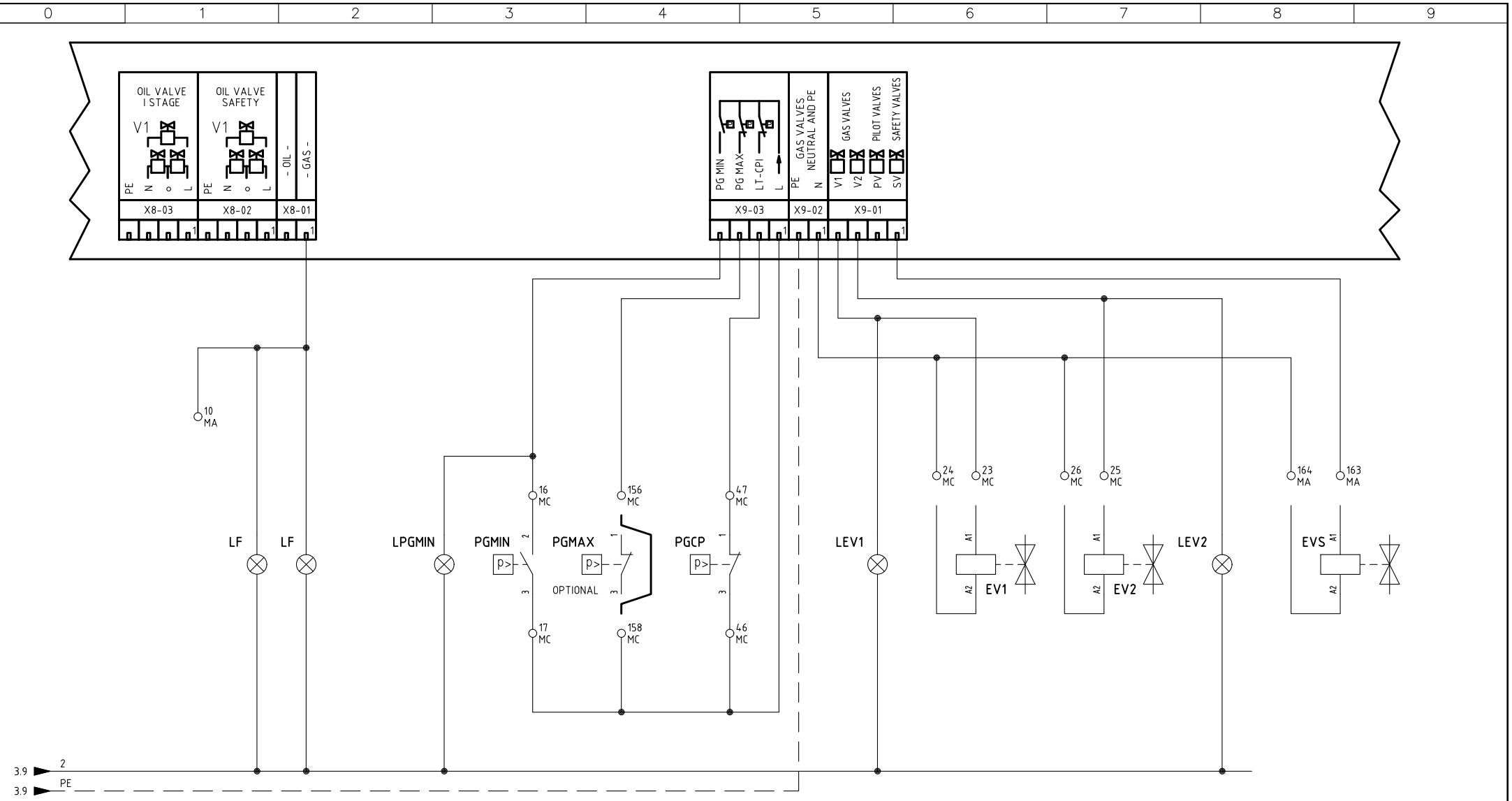

Data 21/10/2015		PREC.	FOGLIO
Revisione 03		3	4
Dis. N. 11 – 0497		SEGUE	TOTALE
		5	10

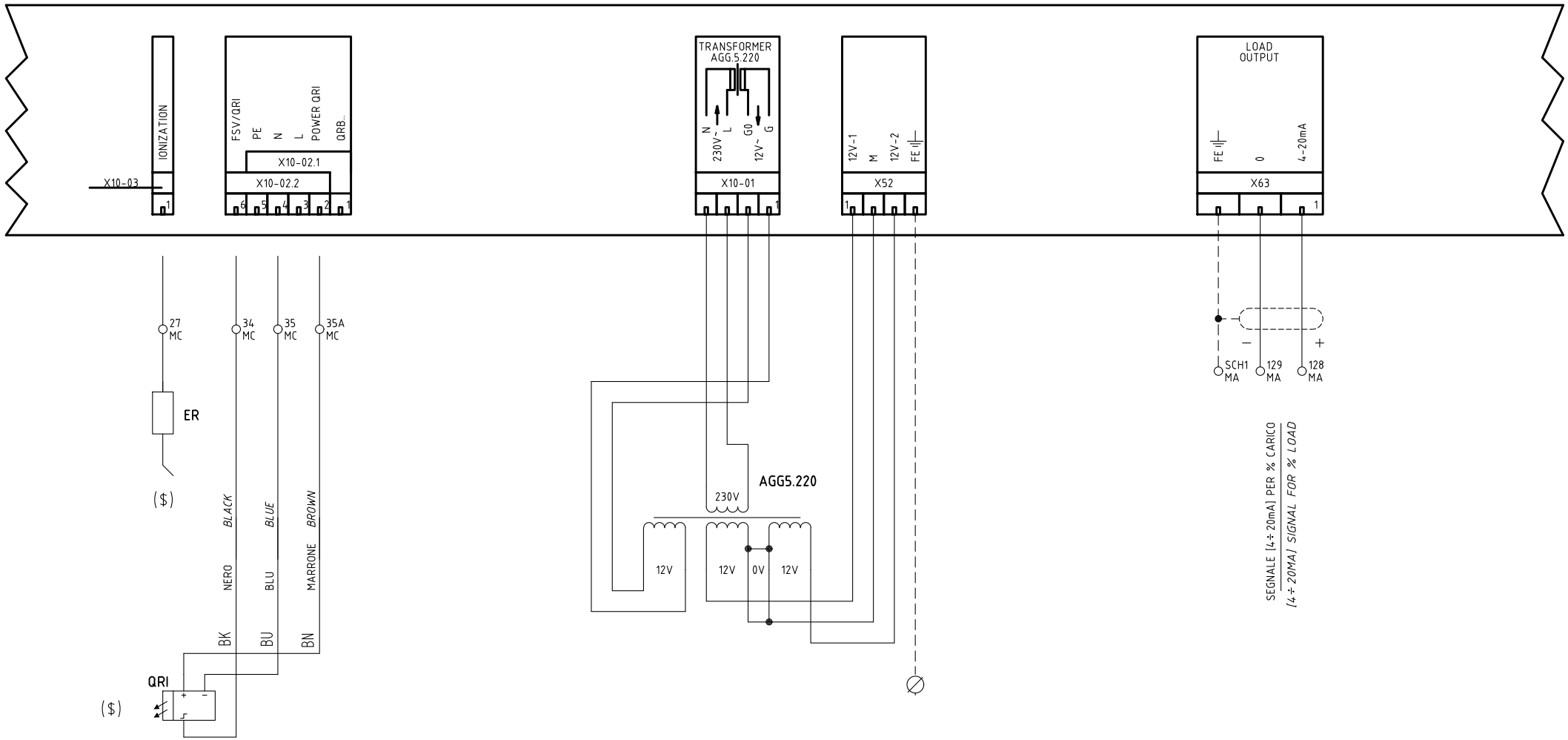

($)
SONDA "QRI" IN ALTERNATIVA A ELETTRODO "ER"
"QRI" PROBE ALTERNATIVE TO "ER"

COLLEGAMENTO ELETTRICO PIU' CORTO POSSIBILE (~10cm)
DIRETTAMENTE SU PIASTRA QUADRO ELETTRICO
ELECTRICAL CONNECTION AS SHORT AS POSSIBLE (~ 10cm)
DIRECTLY ELECTRIC BOX PLATE

Data 21/10/2015		PREC.	FOGLIO
Revisione 03		4	5
Dis. N. 11 – 0497		SEGUE	TOTALE
		6	10

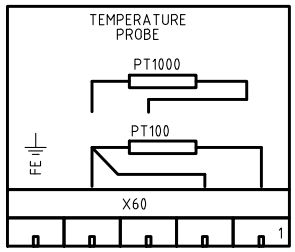

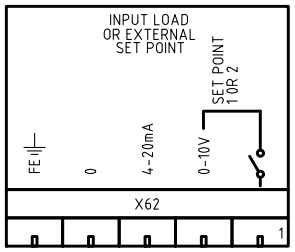

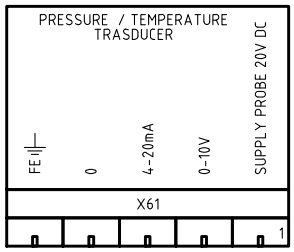

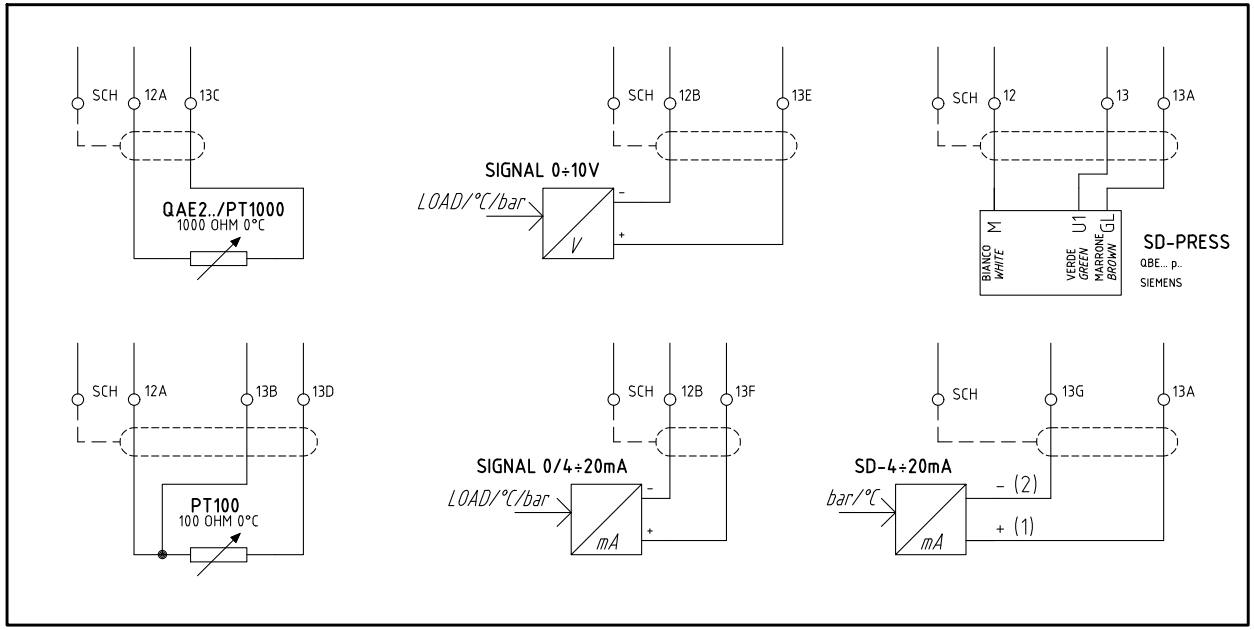

(××)

ATTENZIONE COLLEGAMENTO SONDE

WARNING PROBE CONNECTION

Data 21/10/2015		PREC.	FOGLIO
Revisione 03		5	6
Dis. N. 11 – 0497		SEGUE	TOTALE
		7	10

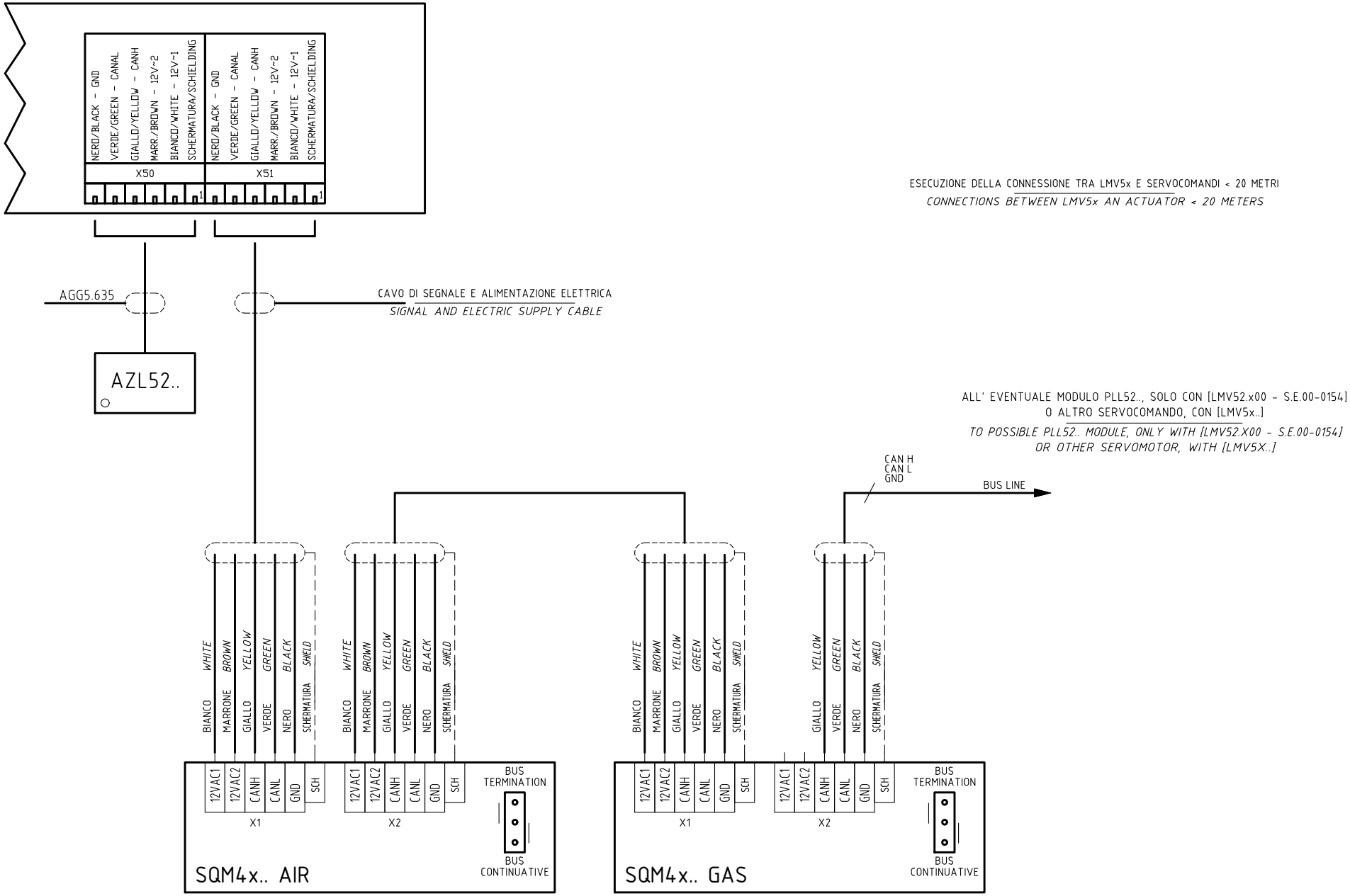

LA SEQUENZA DEI SERVOCOMANDI (ED EVENTUALE SCHEDA PLL52..) PUO' ESSERE DIVERSA;
E' IMPORTANTE PERO' CHE L'ULTIMO COMPONENTE SIA CON IL PONTE "BUS TERMINATION"

THE CONNECTIONS OF ACTUATORS (AND POSSIBLE PLL52.. CIRCUIT) TO LMV CAN BE DIFFERENT;
PLEASE NOTE THAT THE LAST COMPONENT MUST HAVE THE BRIDGE "BUS TERMINATION"

Data 21/10/2015		PREC.	FOGLIO
Revisione 03		6	7
Dis. N. 11 – 0497		SEGUE	TOTALE
		8	10

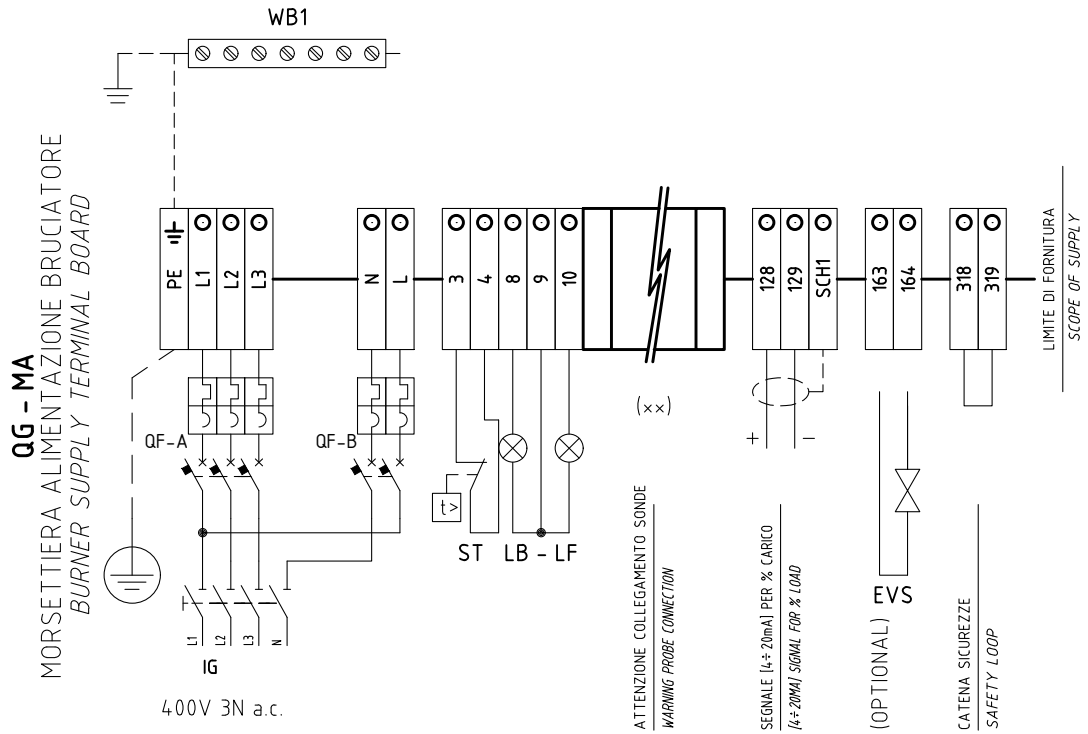

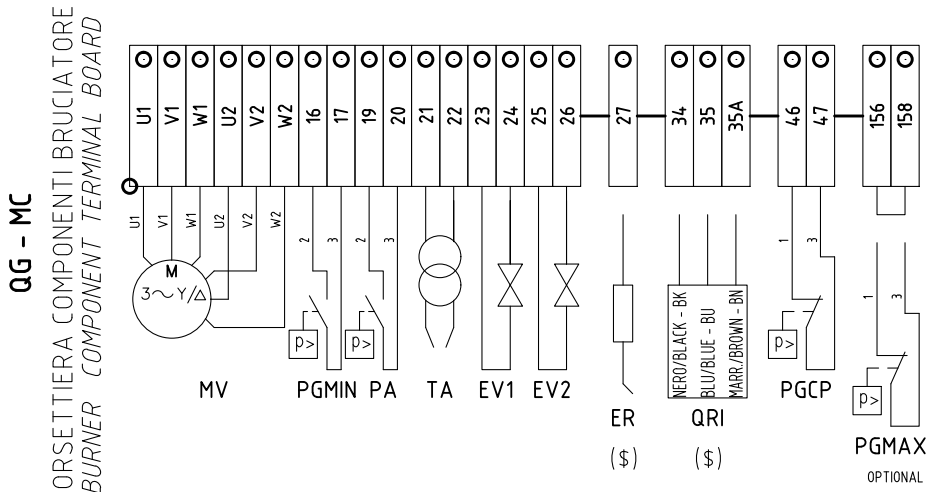

(§)
SONDA "QRI" IN ALTERNATIVA A ELETTRODO "ER"
"QRI" PROBE ALTERNATIVE TO "ER"

Data 21/10/2015		PREC.	FOGLIO
Revisione 03		7	8
Dis. N. 11 – 0497		SEGUE	TOTALE
		9	10

0	1	2	3	4	5	6	7	8	9

Sigla/Item	Foglio/Sheet	Funzione	Function
AGG5.220	5	TRASFORMATORE AUSILIARIO	AUXILIARY TRANSFORMER
AZL52..	7	INTERFACCIA UTENTE	USER INTERFACE
ER	5	ELETTRODO RILEVAZIONE FIAMMA	FLAME DETECTION ELECTRODE
EV1	4	ELETTROVALVOLA GAS LATO RETE	UPSTREAM GAS SOLENOID VALVE
EV2	4	ELETTROVALVOLA GAS LATO BRUCIATORE	DOWNSTREAM GAS SOLENOID VALVE
EVS	4	ELETTROVALVOLA GAS DI SICUREZZA (OPTIONAL)	SAFETY GAS SOLENOID VALVE (OPTIONAL)
FU1.5	1	FUSIBILE LINEA AUSILIARI	AUXILIARY LINE FUSE
IG	1	INTERRUTTORE GENERALE	MAINS SWITCH
IL	1	INTERRUTTORE LINEA AUSILIARI	AUXILIARY LINE SWITCH
KM-V	2	CONTATTORE MOTORE VENTILATORE (LINEA)	FAN MOTOR CONTACTOR (LINE)
KM-VD	2	CONTATTORE MOTORE VENTILATORE (TRIANGOLO)	FAN MOTOR CONTACTOR (DELTA)
KM-VS	2	CONTATTORE MOTORE VENTILATORE (STELLA)	FAN MOTOR CONTACTOR (STAR)
KT-V	2	TEMPORIZZATORE STELLA/TRIANGOLO	STAR/DELTA DELAYED RELAY
LB	2	LAMPADA SEGNALAZIONE BLOCCO BRUCIATORE	INDICATOR LIGHT FOR BURNER LOCK-OUT
LEV1	4	LAMPADA SEGNALAZIONE APERTURA [EV1]	INDICATOR LIGHT FOR OPENING OF ELECTRO-VALVE [EV1]
LEV2	4	LAMPADA SEGNALAZIONE APERTURA [EV2]	INDICATOR LIGHT FOR OPENING OF ELECTRO-VALVE [EV2]
LF	4	LAMPADA SEGNALAZIONE FUNZIONAMENTO BRUCIATORE	INDICATOR LIGHT BURNER OPERATION
LF	4	LAMPADA SEGNALAZIONE FUNZIONAMENTO BRUCIATORE	INDICATOR LIGHT BURNER OPERATION
LMV51.100/LMV51.300/LMV52.400	2	APPARECCHIATURA DI COMANDO	CONTROL SCHEME
LPGMIN	4	LAMPADA SEGNALAZIONE PRESENZA GAS IN RETE	INDICATOR LIGHT FOR PRESENCE OF GAS IN THE NETWORK
LT	3	LAMPADA SEGNALAZIONE BLOCCO TERMICO MOTORE VENTILATORE	INDICATOR LIGHT FOR FAN MOTOR OVERLOAD THERMAL CUTOUT
LTA	3	LAMPADA SEGNALAZIONE TRASFORMATORE DI ACCENSIONE	IGNITION TRANSFORMER INDICATOR LIGHT
MV	1	MOTORE VENTILATORE	FAN MOTOR
PA	2	PRESSOSTATO ARIA	AIR PRESSURE SWITCH
PGCP	4	PRESSOSTATO GAS CONTROLLO PERDITE	GAS LEAKAGE PRESSURE SWITCH
PGMAX	4	PRESSOSTATO GAS DI MASSIMA PRESSIONE (OPTIONAL)	MAXIMUM PRESSURE GAS SWITCH (OPTIONAL)
PGMIN	4	PRESSOSTATO GAS DI MINIMA PRESSIONE	MINIMUM GAS PRESSURE SWITCH
PS	3	PULSANTE SBLOCCO FIAMMA	FLAME UNLOCK BUTTON
PT100	6	SONDA DI TEMPERATURA	TEMPERATURE PROBE
QAE2../PT1000	6	SONDA DI TEMPERATURA	TEMPERATURE PROBE
QF-A	1	MAGNETOTERMICO PROTEZIONE ALIMENTAZIONE TRIFASE	THREE-PHASE POWER CIRCUIT BREAKER PROTECTION
QF-B	1	MAGNETOTERMICO PROTEZIONE LINEA AUSILIARI	AUXILIARY SUPPLY CIRCUIT BREAKER PROTECTION

0	1	2	3	4	5	6	7	8	9

Sigla/Item	Foglio/Sheet	Funzione	Function
QRI	5	SONDA UV RILEVAZIONE FIAMMA	UV FLAME DETECTOR
SD-4÷20mA	6	SEGNALE IN CORRENTE	CURRENT SIGNAL
SD-PRESS	6	SONDA DI PRESSIONE	PRESSURE PROBE
SIGNAL 0/4÷20mA	6	SEGNALE IN CORRENTE PER % CARICO	CURRENT SIGNAL FOR % LOAD
SIGNAL 0÷10V	6	SEGNALE IN TENSIONE PER % CARICO	VOLTAGE SIGNAL FOR % LOAD
SQM4x.. AIR	7	SERVOCOMANDO SERRANDA ARIA	AIR DAMPER ACTUATOR
SQM4x.. GAS	7	SERVOCOMANDO FARFALLA GAS	GAS THROTTLE VALVE ACTUATOR
ST	3	SERIE TERMOSTATI/PRESSOSTATI	SERIES OF THERMOSTATS OR PRESSURE SWITCHES
TA	3	TRASFORMATORE DI ACCENSIONE	IGNITION TRANSFORMER
TV	1	TERMICO MOTORE VENTILATORE	FAN MOTOR THERMAL
WB1	1	BARRA DI TERRA	EARTH TERMINAL