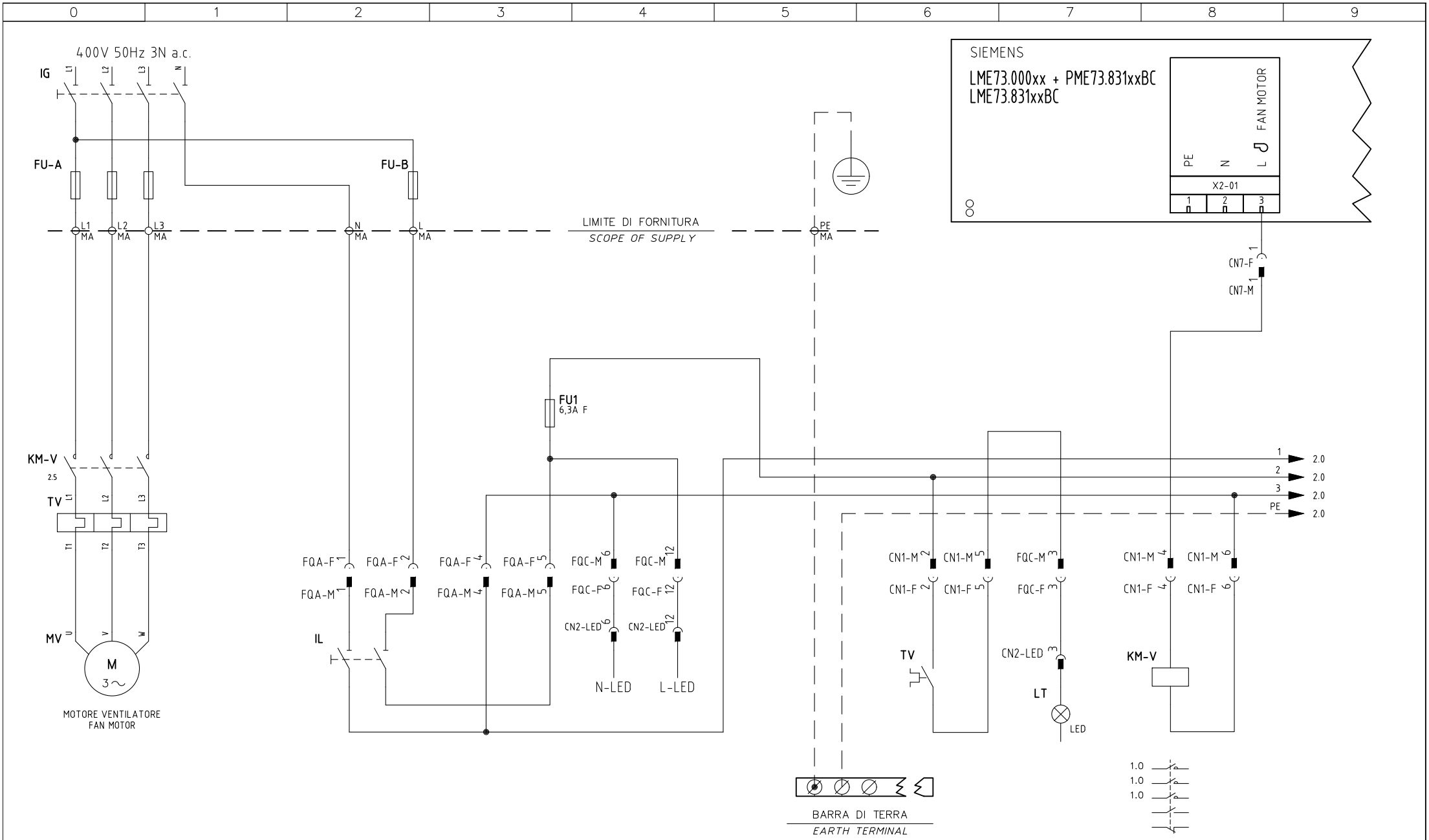


| | | | | | | |
|---|---|---|---|---|---|---|
| UNIGAS | Impianto<br>TIPI/TYPES R91A ÷ R520A / TP91A÷TP520A<br>MODELLO/MODEL x–.PR(MD).S.xx.A.1.xx | Ordine | | Data 22/05/2015 | PREC. / | FOGLIO 1 |
| | | Commessa | Data Controllato 22/05/2015 | Revisione 00 | | |
| | Descrizione<br>LME73.xx + COD. 6100573 + COD. 6100566 | Esecutore U. PINTON | Controllato G. SCATTOLIN | Dis. N. 09 – 0431 | SEGUE 2 | TOTALE 12 |

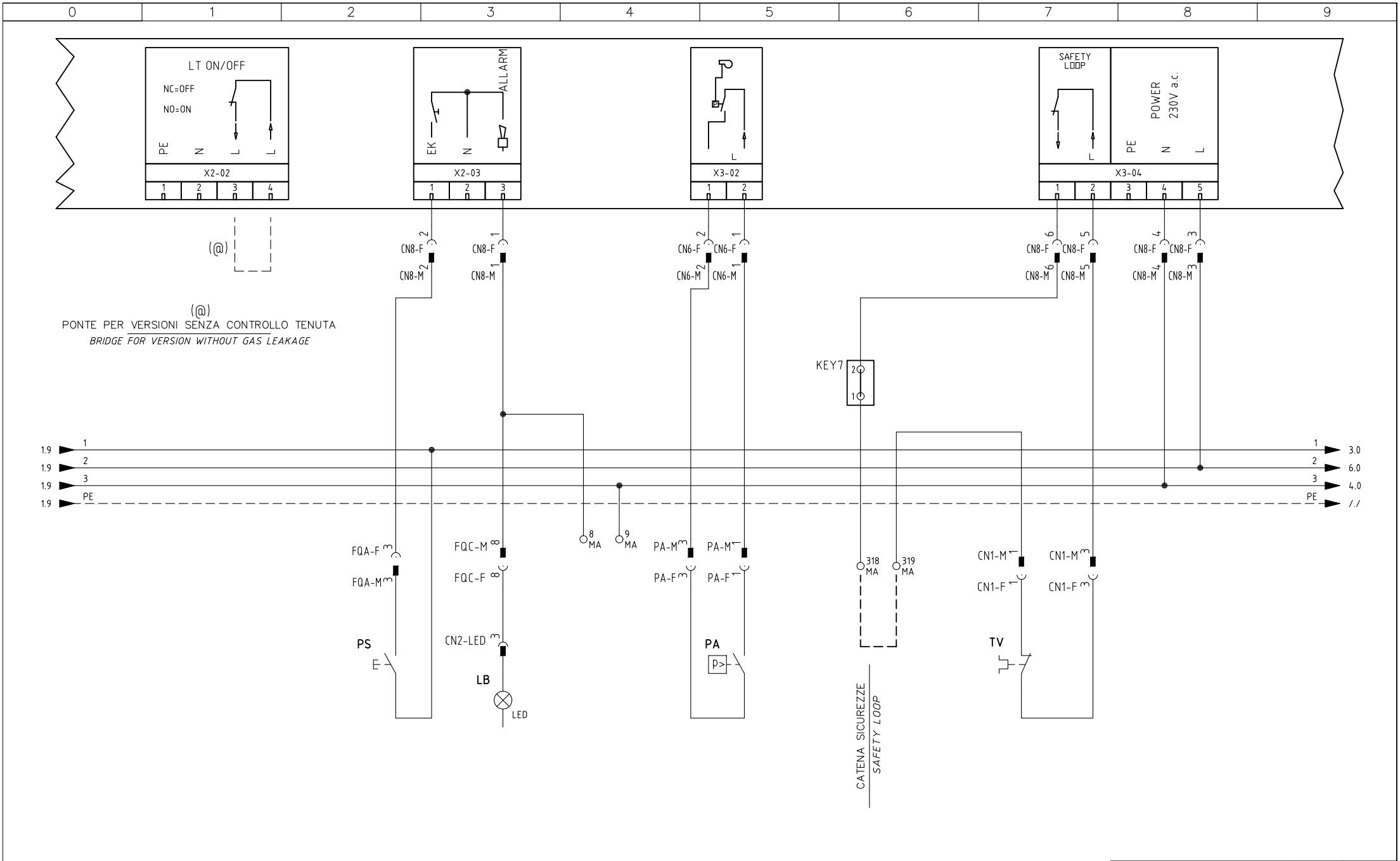


| | | | |
|---|---|---|---|
| Data | 22/05/2015 | PREC. | FOGLIO |
| Revisione | 00 | 1 | 2 |
| Dis. N. | 09 – 0431 | SEGUE | TOTALE |
| | | 3 | 12 |

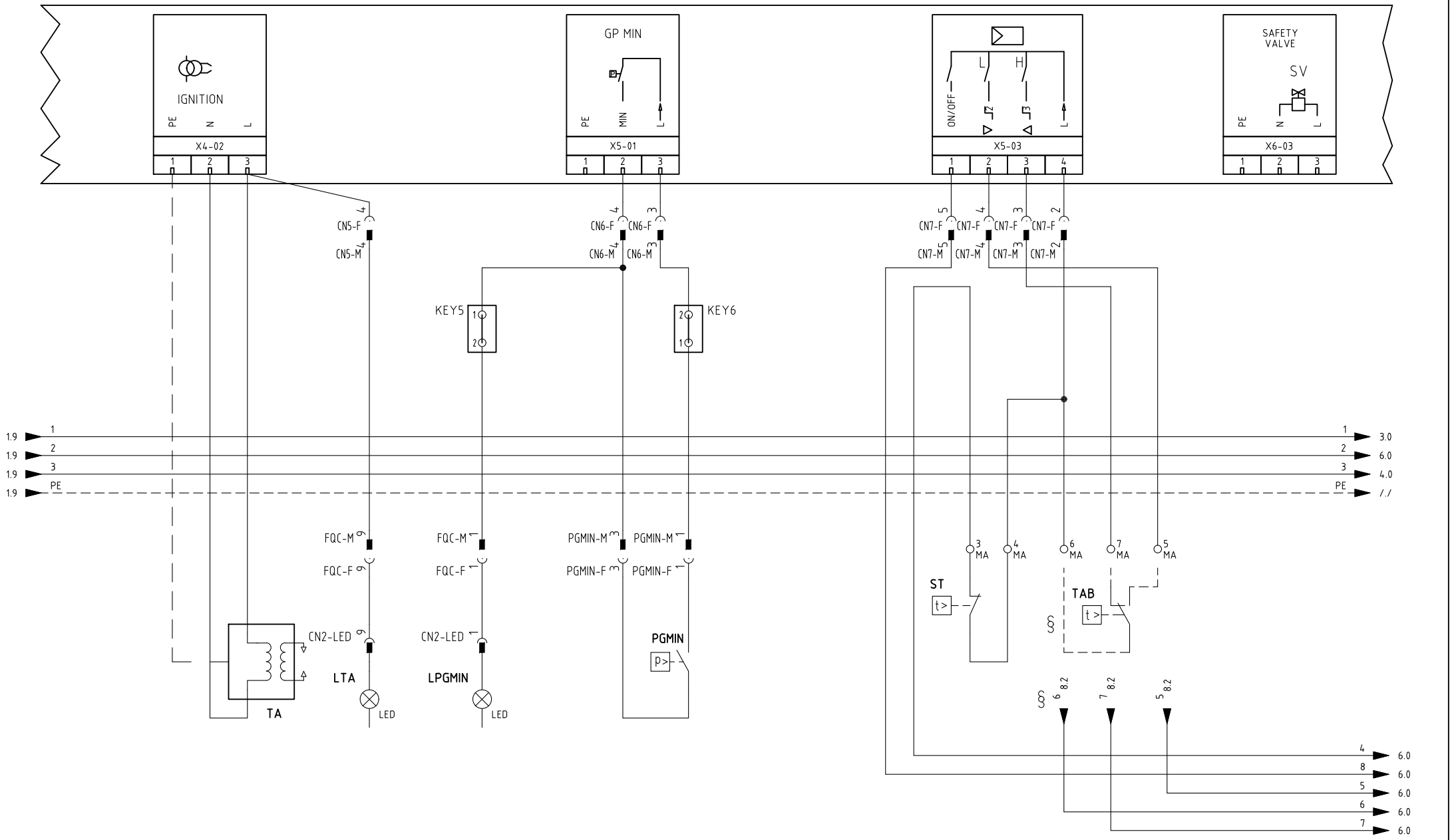


§

VERSIONE (PR) / VERSIONE (MD) CON RWF.. / 600V / KM3

*(PR) VERSION / (MD) VERSION WITH RWF.. / 600V / KM3*

| | | | |
|---|---|---|---|
| Data 22/05/2015 | PREC. | FOGLIO |
| Revisione 00 | 2 | 3 |
| Dis. N. 09 – 0431 | SEGUE | TOTALE |
| | 4 | 12 |

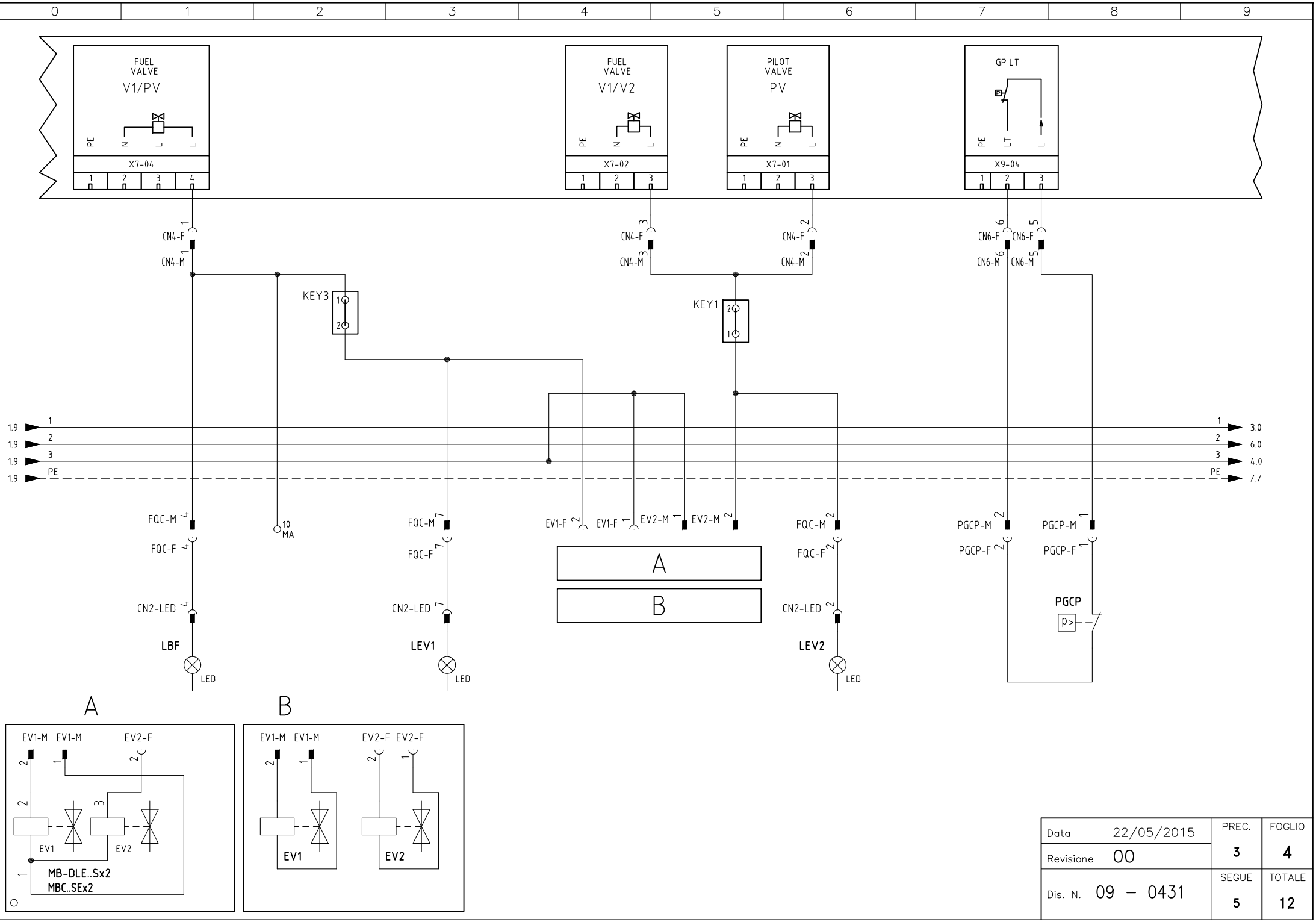


| | | | |
|---|---|---|---|
| Data | 22/05/2015 | PREC. | FOGLIO |
| Revisione | 00 | 3 | 4 |
| Dis. N. | 09 – 0431 | SEGUE | TOTALE |
| | | 5 | 12 |

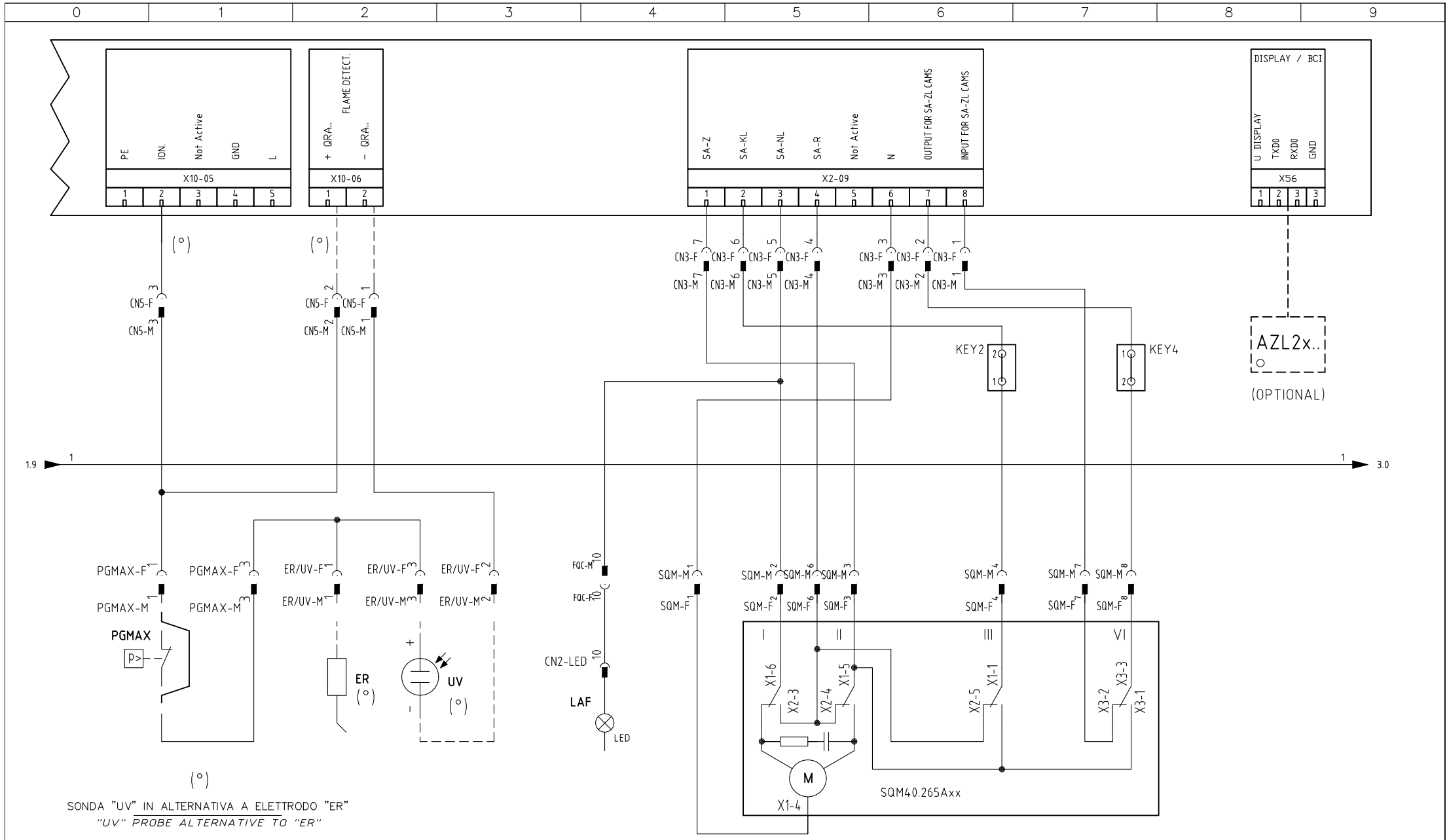


(°)

SONDA "UV" IN ALTERNATIVA A ELETTRODO "ER"

*"UV" PROBE ALTERNATIVE TO "ER"*

SERVOCOMANDO SERRANDA ARIA

*AIR DAMPER ACTUATOR*

SQM40.265Axx

| | |
|---|---|
| I | ALTA FIAMMA<br>*HIGH FLAME* |
| II | SOSTA<br>*STAND-BY* |
| III | BASSA FIAMMA<br>*LOW FLAME* |
| VI | ACCENSIONE<br>*IGNITION* |

| | | | |
|---|---|---|---|
| Data 22/05/2015 | | PREC. | FOGLIO |
| Revisione 00 | | 4 | 5 |
| Dis. N. 09 – 0431 | | SEGUE | TOTALE |
| | | 6 | 12 |

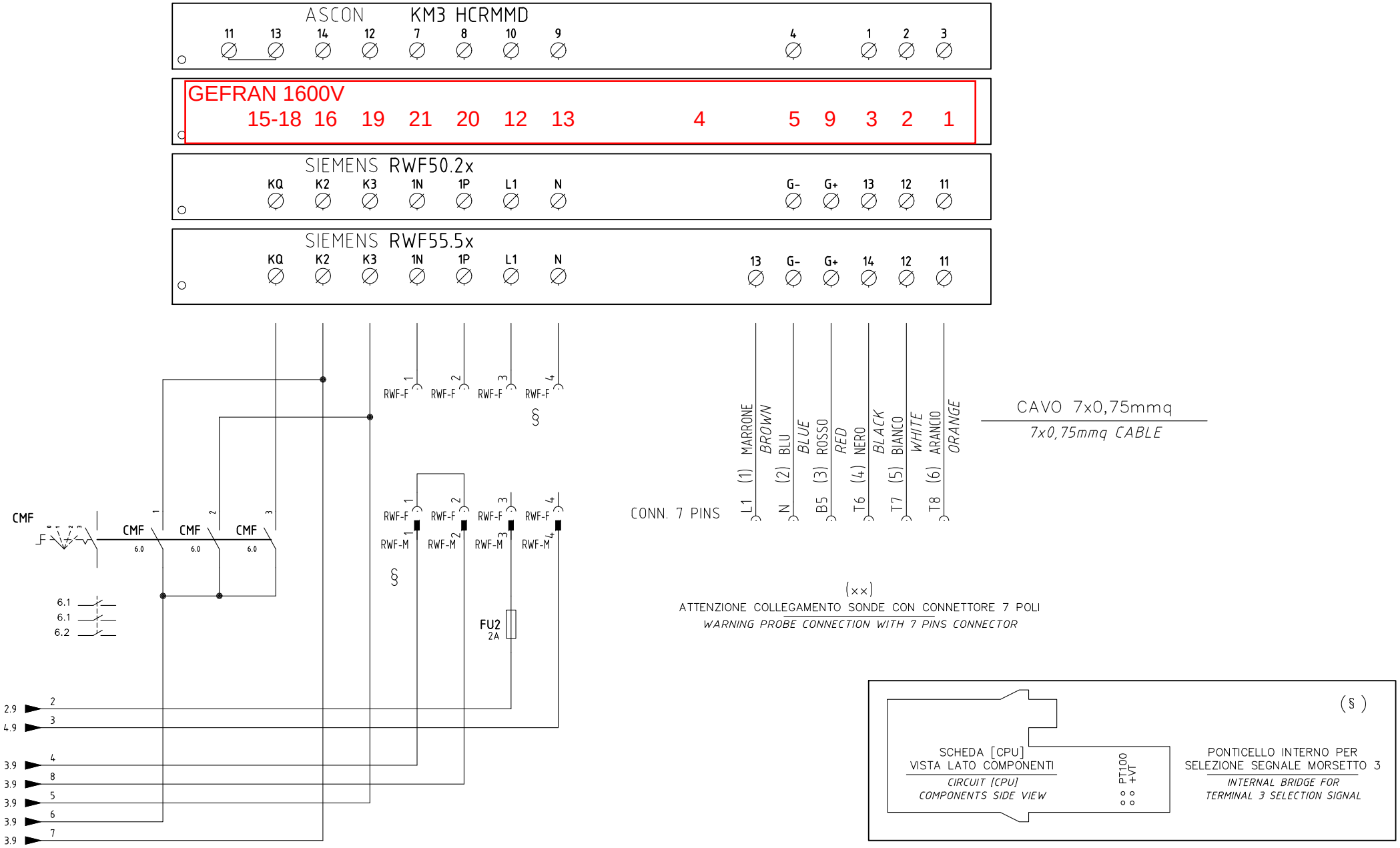


§

VERSIONE (PR) / VERSIONE (MD) CON RWF.. / 600V / KM3

*(PR) VERSION / (MD) VERSION WITH RWF.. / 600V / KM3*

| | | | |
|---|---|---|---|
| Data 22/05/2015 | PREC. | FOGLIO |
| Revisione 00 | 5 | 6 |
| Dis. N. 09 – 0431 | SEGUE | TOTALE |
| | 7 | 12 |

(xx)
ATTENZIONE COLLEGAMENTO SONDE CON CONNETTORE 7 POLI
*WARNING PROBE CONNECTION WITH 7 PINS CONNECTOR*

| KM3 HCRMMD | 600V RRR0-1-T73 | RWF55.5x | RWF50.2x |
|---|---|---|---|
| 2 3 T7 T8 **SD-TEMP.** PT1000 1000 OHM 0°C | PT100 +VT (§) 3 = PT100 / 3 = +VT — PONTICELLO INTERNO PER SELEZIONE SEGNALE MORSETTO 3 / *INTERNAL BRIDGE FOR TERMINAL 3 SELECTION SIGNAL* | 14 11 T6 T8 **SD-TEMP.** SD-TEMP. SIEMENS PT1000 1000 OHM 0°C | 13 11 T6 T8 **SD-TEMP.** SD-TEMP. SIEMENS PT1000 1000 OHM 0°C |
| 1 2 3 T6 T7 T8 **PT100** 100 OHM 0°C | 3 (PT100) 2 1 T6 T7 T8 **PT100** 100 OHM 0°C | 14 12 11 T6 T7 T8 **PT100** 100 OHM 0°C | 13 12 11 T6 T7 T8 **PT100** 100 OHM 0°C |
| 1 2 T6 T7 + − **TC** | 2 1 T7 T8 − + **TC** | 14 12 T6 T7 − + **TC** | |
| 4 1 N T6 + − mA bar/°C (#) **SD - 4÷20mA** | 4 3 (+VT) 2 1 N T6 T7 T8 + − mA bar/°C (#) **SD - 4÷20mA** | G- G+ 14 12 N B5 T6 T7 + − mA bar/°C (#) **SD - 4÷20mA** | G- G+ 13 12 N B5 T6 T7 + − mA bar/°C (#) **SD - 4÷20mA** |
| 1 2 T6 T7 + − V bar/°C **SD - 0÷10V** | 2 1 T7 T8 + − V bar/°C **SD - 0÷10V** | 13 14 L1 T6 − + V bar/°C **SD - 0÷10V** | 13 11 T6 T8 − + V bar/°C **SD - 0÷10V** |
| 4 1 2 N T6 T7 M U1 GL BIANCO WHITE VERDE GREEN MARRONE BROWN (#) **SD-PRESS** SIEMENS QBE... | 3 (+VT) 2 1 T6 T7 T8 M U1 GL BIANCO WHITE VERDE GREEN MARRONE BROWN (#) **SD-PRESS** SIEMENS QBE... | 13 G- G+ 14 L1 N B5 T6 M U1 GL BIANCO WHITE VERDE GREEN MARRONE BROWN (#) **SD-PRESS** SIEMENS QBE... 0÷10V | G- G+ 13 11 N B5 T6 T8 M U1 GL BIANCO WHITE VERDE GREEN MARRONE BROWN (#) **SD-PRESS** SIEMENS QBE... 0÷10V |

(#)
COLLEGAMENTO SOLO PER TRASDUTTORI PASSIVI
*TRASDUCER PASSIVE CONNECTION ONLY*

| | | | |
|---|---|---|---|
| Data 22/05/2015 | | PREC. | FOGLIO |
| Revisione 00 | | 6 | 7 |
| Dis. N. 09 – 0431 | | SEGUE | TOTALE |
| | | 8 | 12 |

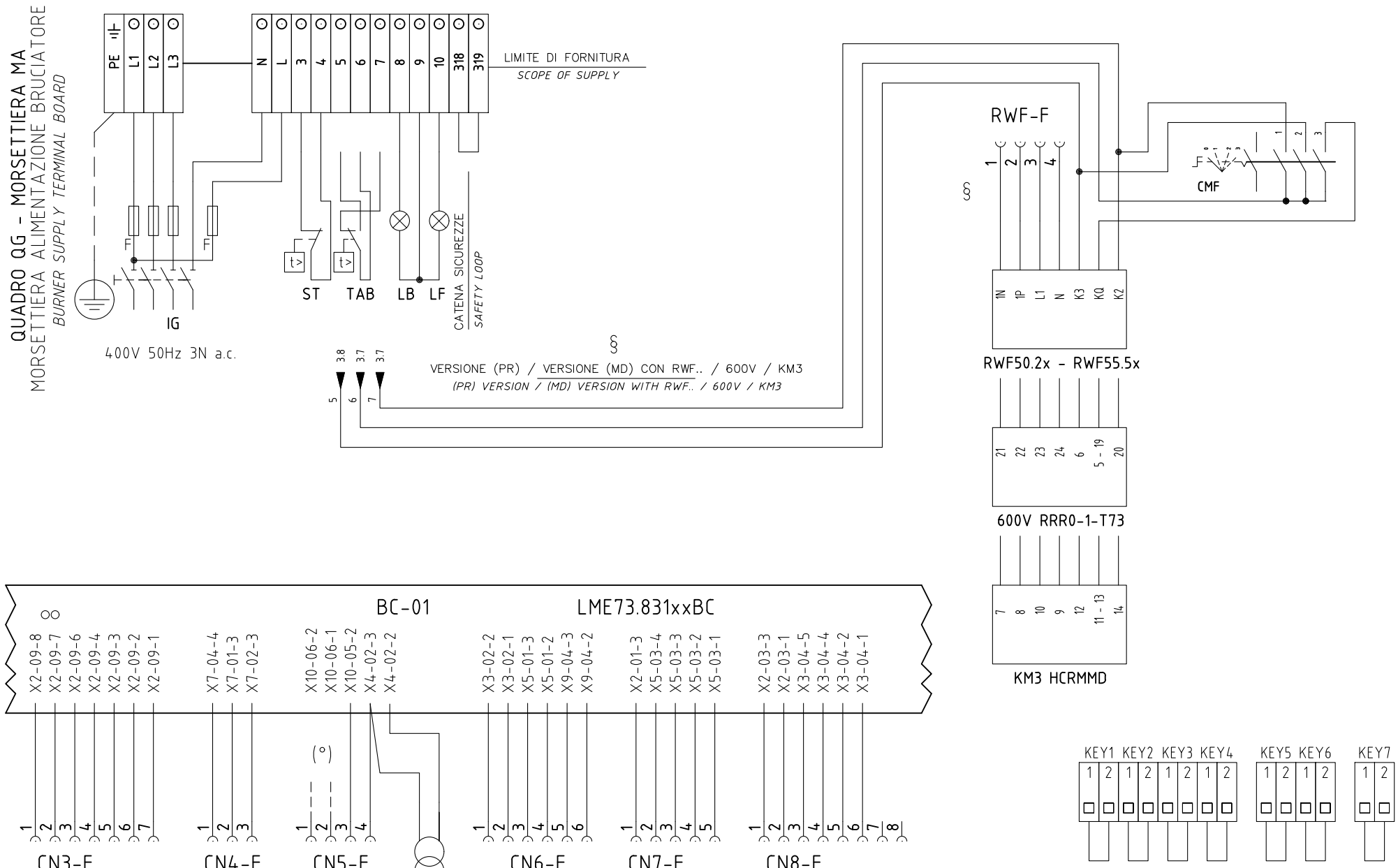


| | | | |
|---|---|---|---|
| Data 22/05/2015 | | PREC. | FOGLIO |
| Revisione 00 | | 7 | 8 |
| Dis. N. 09 – 0431 | | SEGUE | TOTALE |
| | | 9 | 12 |

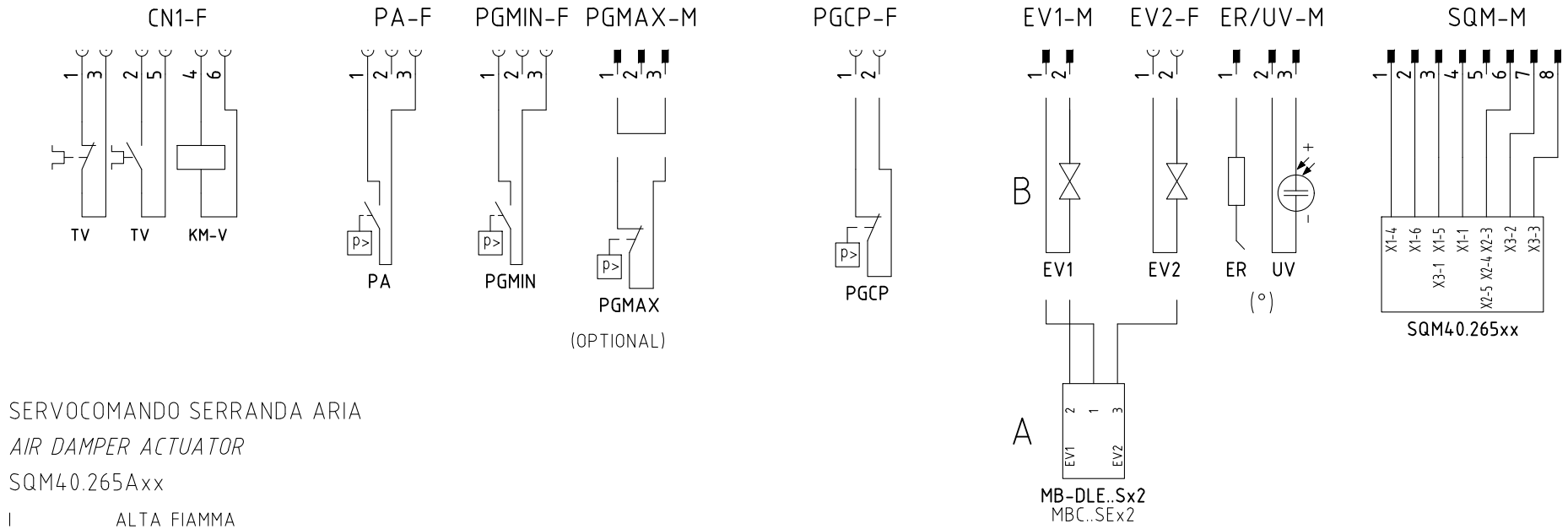


SERVOCOMANDO SERRANDA ARIA

*AIR DAMPER ACTUATOR*

SQM40.265Axx

| | |
|---|---|
| I | ALTA FIAMMA<br>*HIGH FLAME* |
| II | SOSTA<br>*STAND-BY* |
| III | BASSA FIAMMA<br>*LOW FLAME* |
| VI | ACCENSIONE<br>*IGNITION* |

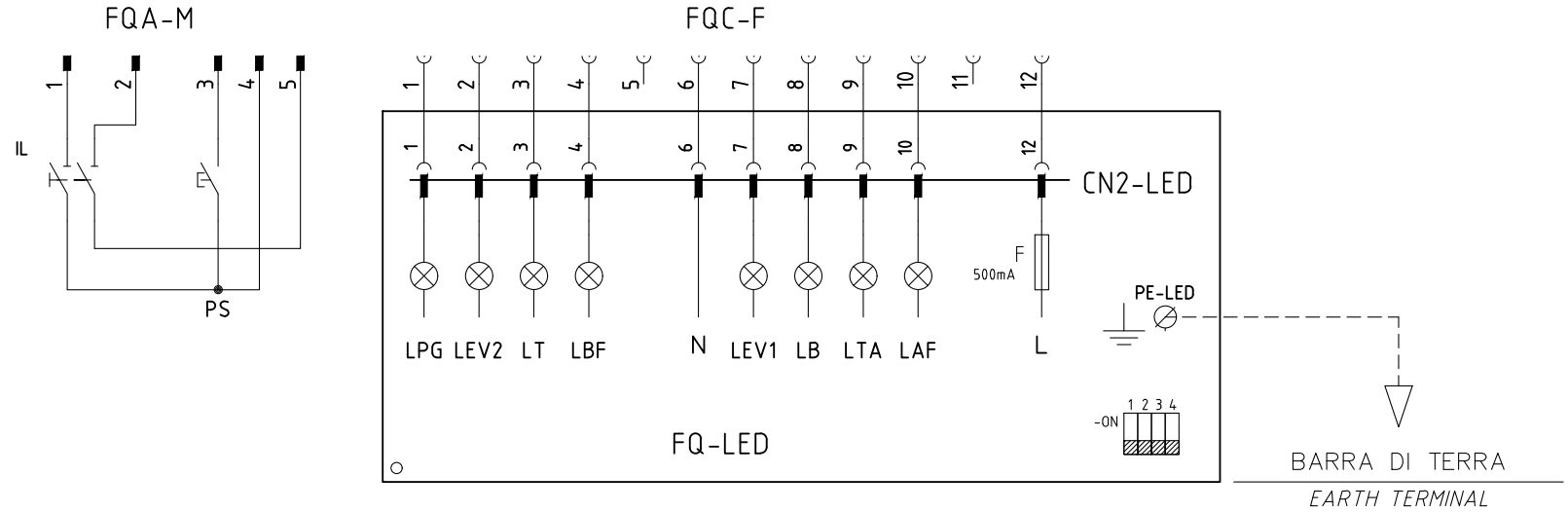


(°)

SONDA "UV" IN ALTERNATIVA A ELETTRODO "ER"

*"UV" PROBE ALTERNATIVE TO "ER"*

| | | | |
|---|---|---|---|
| Data | 22/05/2015 | PREC. | FOGLIO |
| Revisione | 00 | 8 | 9 |
| Dis. N. | 09 – 0431 | SEGUE | TOTALE |
| | | 10 | 12 |

| 0 | 1 | 2 | 3 | 4 | 5 | 6 | 7 | 8 | 9 |
|---|---|---|---|---|---|---|---|---|---|

| Sigla/Item | Foglio/Sheet | Funzione | Function |
|---|---|---|---|
| 600V RRR0-1-T73 | 6 | REGOLATORE MODULANTE (ALTERNATIVO) | BURNER MODULATOR (ALTERNATIVE) |
| AZL2x.. | 5 | INTERFACCIA UTENTE | USER INTERFACE |
| CMF | 6 | COMMUT. MANUALE FUNZ. 0)FERMO 1)ALTA FIAMMA 2)BASSA FIAMMA 3)AUTOMATICO | MANUAL SWITCH 0)OFF 1)HIGH FLAME 2)LOW FLAME 3)AUTOMATIC |
| ER | 5 | ELETTRODO RILEVAZIONE FIAMMA | FLAME DETECTION ELECTRODE |
| EV1 | 4 | ELETTROVALVOLA GAS LATO RETE | UPSTREAM GAS SOLENOID VALVE |
| EV2 | 4 | ELETTROVALVOLA GAS LATO BRUCIATORE | DOWNSTREAM GAS SOLENOID VALVE |
| FQ-LED | 9 | PANNELLO FRONTALE (LED) | FRONT PANEL (LED) |
| FQ-LED | 8 | PANNELLO FRONTALE (LED) | FRONT PANEL (LED) |
| FU1 | 1 | FUSIBILE AUSILIARIO | AUXILIARY FUSE |
| FU2 | 6 | FUSIBILE | FUSE |
| FU-A | 1 | FUSIBILI DI LINEA | LINE FUSES |
| FU-B | 1 | FUSIBILE DI LINEA | LINE FUSE |
| IG | 1 | INTERRUTTORE GENERALE | MAINS SWITCH |
| IL | 1 | INTERRUTTORE LINEA AUSILIARI | AUXILIARY LINE SWITCH |
| KM3 HCRMMD | 6 | REGOLATORE MODULANTE (ALTERNATIVO) | BURNER MODULATOR (ALTERNATIVE) |
| KM-V | 1 | CONTATTORE MOTORE VENTILATORE | FAN MOTOR CONTACTOR |
| LAF | 5 | LAMPADA SEGNALAZIONE ALTA FIAMMA BRUCIATORE | BURNER IN HIGH FLAME INDICATOR LIGHT |
| LB | 2 | LAMPADA SEGNALAZIONE BLOCCO BRUCIATORE | INDICATOR LIGHT FOR BURNER LOCK-OUT |
| LBF | 4 | LAMPADA SEGNALAZIONE BASSA FIAMMA BRUCIATORE | BURNER IN LOW FLAME INDICATOR LIGHT |
| LEV1 | 4 | LAMPADA SEGNALAZIONE APERTURA [EV1] | INDICATOR LIGHT FOR OPENING OF ELECTRO-VALVE [EV1] |
| LEV2 | 4 | LAMPADA SEGNALAZIONE APERTURA [EV2] | INDICATOR LIGHT FOR OPENING OF ELECTRO-VALVE [EV2] |
| LME73.000xx + PME73.831xxBC | 1 | APPARECCHIATURA DI COMANDO | CONTROL SCHEME |
| LME73.831xxBC | 1 | APPARECCHIATURA DI COMANDO | CONTROL SCHEME |
| LPGMIN | 3 | LAMPADA SEGNALAZIONE PRESENZA GAS IN RETE | INDICATOR LIGHT FOR PRESENCE OF GAS IN THE NETWORK |
| LT | 1 | LAMPADA SEGNALAZIONE BLOCCO TERMICO MOTORE VENTILATORE | INDICATOR LIGHT FOR FAN MOTOR OVERLOAD THERMAL CUTOUT |
| LTA | 3 | LAMPADA SEGNALAZIONE TRASFORMATORE DI ACCENSIONE | IGNITION TRANSFORMER INDICATOR LIGHT |
| MB-DLE..Sx2 | 4 | GRUPPO VALVOLE GAS | GAS VALVES GROUP |
| MBC..SEx2 | 4 | GRUPPO VALVOLE GAS (ALTERNATIVO) | GAS VALVES GROUP (ALTERNATIVE) |
| MV | 1 | MOTORE VENTILATORE | FAN MOTOR |
| PA | 2 | PRESSOSTATO ARIA | AIR PRESSURE SWITCH |
| PGCP | 4 | PRESSOSTATO GAS CONTROLLO PERDITE | GAS LEAKAGE PRESSURE SWITCH |
| PGMAX | 5 | PRESSOSTATO GAS DI MASSIMA PRESSIONE (OPTIONAL) | MAXIMUM PRESSURE GAS SWITCH (OPTIONAL) |

| 0 | 1 | 2 | 3 | 4 | 5 | 6 | 7 | 8 | 9 |
|---|---|---|---|---|---|---|---|---|---|

| Sigla/Item | Foglio/Sheet | Funzione | Function |
|---|---|---|---|
| PGMIN | 3 | PRESSOSTATO GAS DI MINIMA PRESSIONE | MINIMUM GAS PRESSURE SWITCH |
| PS | 2 | PULSANTE SBLOCCO FIAMMA | FLAME UNLOCK BUTTON |
| PT100 | 7 | SONDA DI TEMPERATURA | TEMPERATURE PROBE |
| RWF50.2x | 6 | REGOLATORE MODULANTE | BURNER MODULATOR |
| RWF55.5x | 6 | REGOLATORE MODULANTE (ALTERNATIVO) | BURNER MODULATOR (ALTERNATIVE) |
| SD-PRESS | 7 | SONDA DI PRESSIONE | PRESSURE PROBE |
| SD-TEMP. | 7 | SONDA DI TEMPERATURA | TEMPERATURE PROBE |
| SD - 0÷10V | 7 | TRASDUTTORE USCITA IN TENSIONE | TRANSDUCER VOLTAGE OUTPUT |
| SD - 4÷20mA | 7 | TRASDUTTORE USCITA IN CORRENTE | TRANSDUCER CURRENT OUTPUT |
| SQM40.265Axx | 5 | SERVOCOMANDO SERRANDA ARIA | AIR DAMPER ACTUATOR |
| ST | 3 | SERIE TERMOSTATI/PRESSOSTATI | SERIES OF THERMOSTATS OR PRESSURE SWITCHES |
| TA | 3 | TRASFORMATORE DI ACCENSIONE | IGNITION TRANSFORMER |
| TAB | 3 | TERMOSTATO/PRESSOSTATO ALTA-BASSA FIAMMA | HIGH-LOW THERMOSTAT/PRESSURE SWITCHES |
| TC | 7 | TERMOCOPPIA | THERMOCOUPLE |
| TV | 1 | TERMICO MOTORE VENTILATORE | FAN MOTOR THERMAL |
| UV | 5 | SONDA UV RILEVAZIONE FIAMMA | UV FLAME DETECTOR |

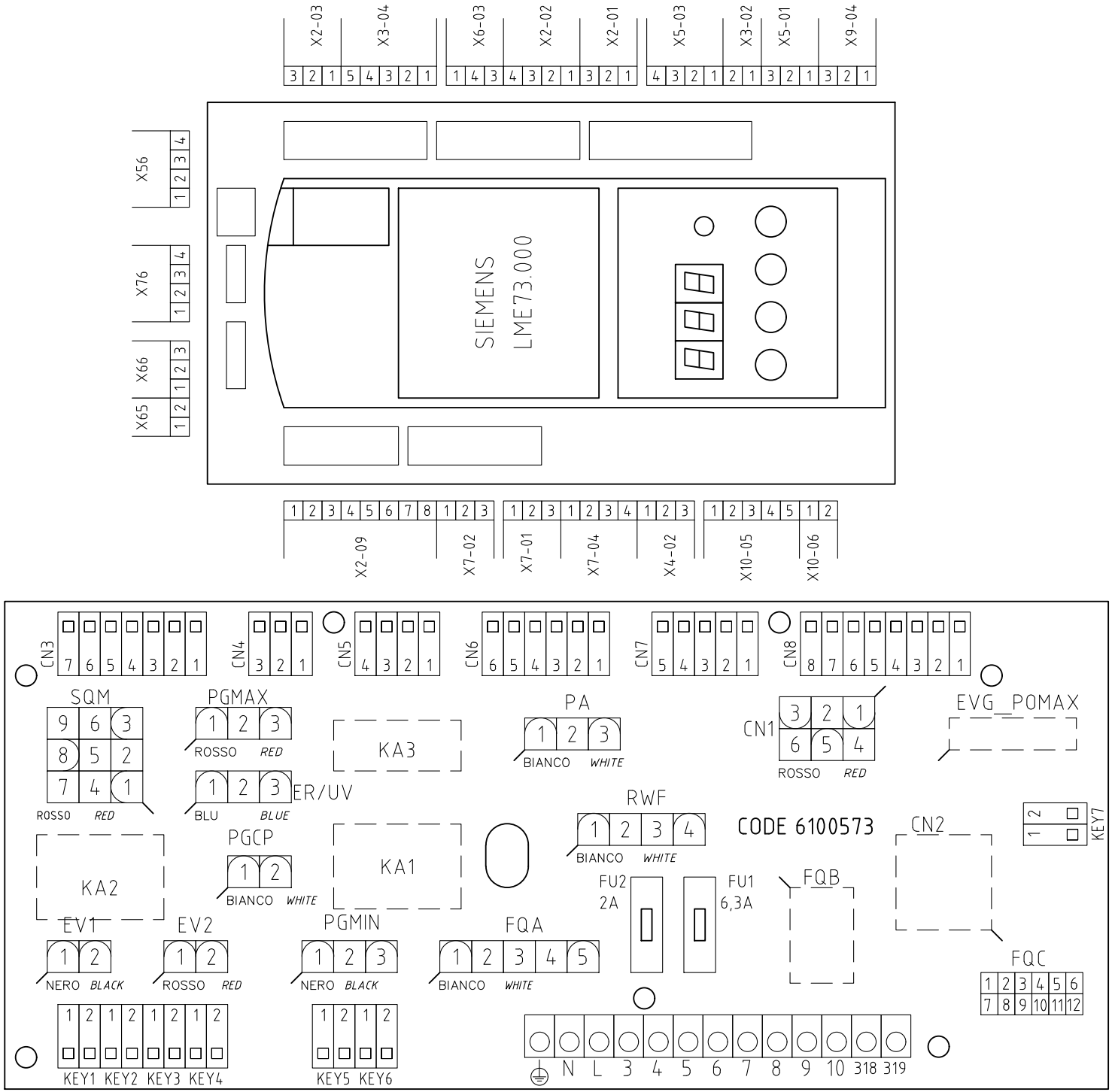


VISTA LATO COMPONENTI

*COMPONENTS SIDE VIEW*

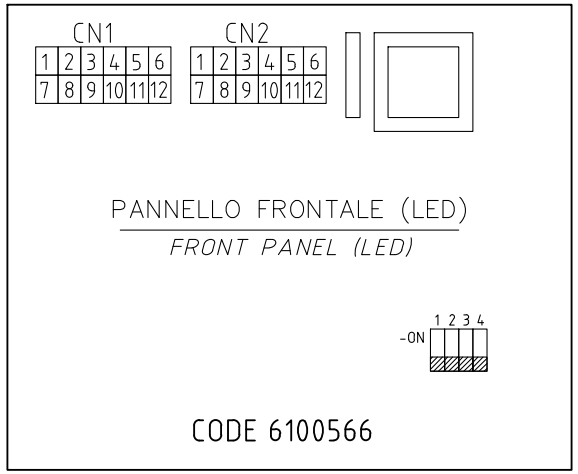


| | | | |
|---|---|---|---|
| Data 22/05/2015 | | PREC. | FOGLIO |
| Revisione 00 | | 11 | 12 |
| Dis. N. 09 – 0431 | | SEGUE | TOTALE |
| | | / | 12 |