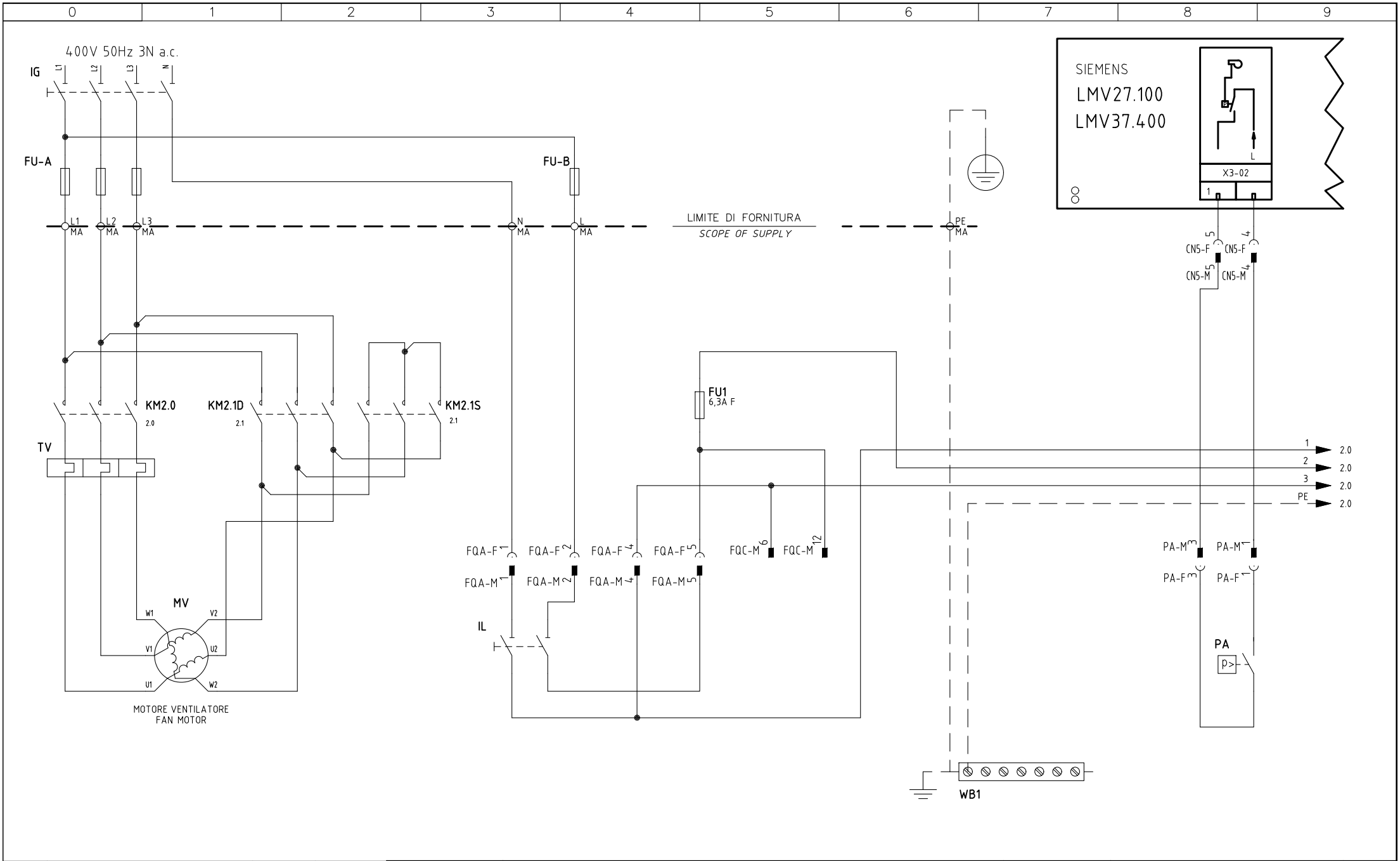


| | | | |
|---|---|---|---|
| 01 | BRIDGE X5-02 DIRECTLY | 09/04/21 | U. PINTON |
| REV. | MODIFICA | DATA | FIRME |

UNIGAS

Impianto: TIPI/TYPES R1025 ÷ R1040
MODELLO/MODEL M–.PR(MD).x.xx.A.x.xx.EA

Descrizione: LMV37 + COD. 6100561 CIRCUITO STAMPATO
LMV37 + COD. 6100561 PRINTED CIRCUIT

Ordine

Commessa

Esecutore: U. PINTON

Data Controllato: 09/04/2021

Controllato: M. MASCHIO

Data: 10/09/2015

Revisione: 01

Dis. N. 12 – 0257

PREC.: /

FOGLIO: 1

SEGUE: 2

TOTALE: 14

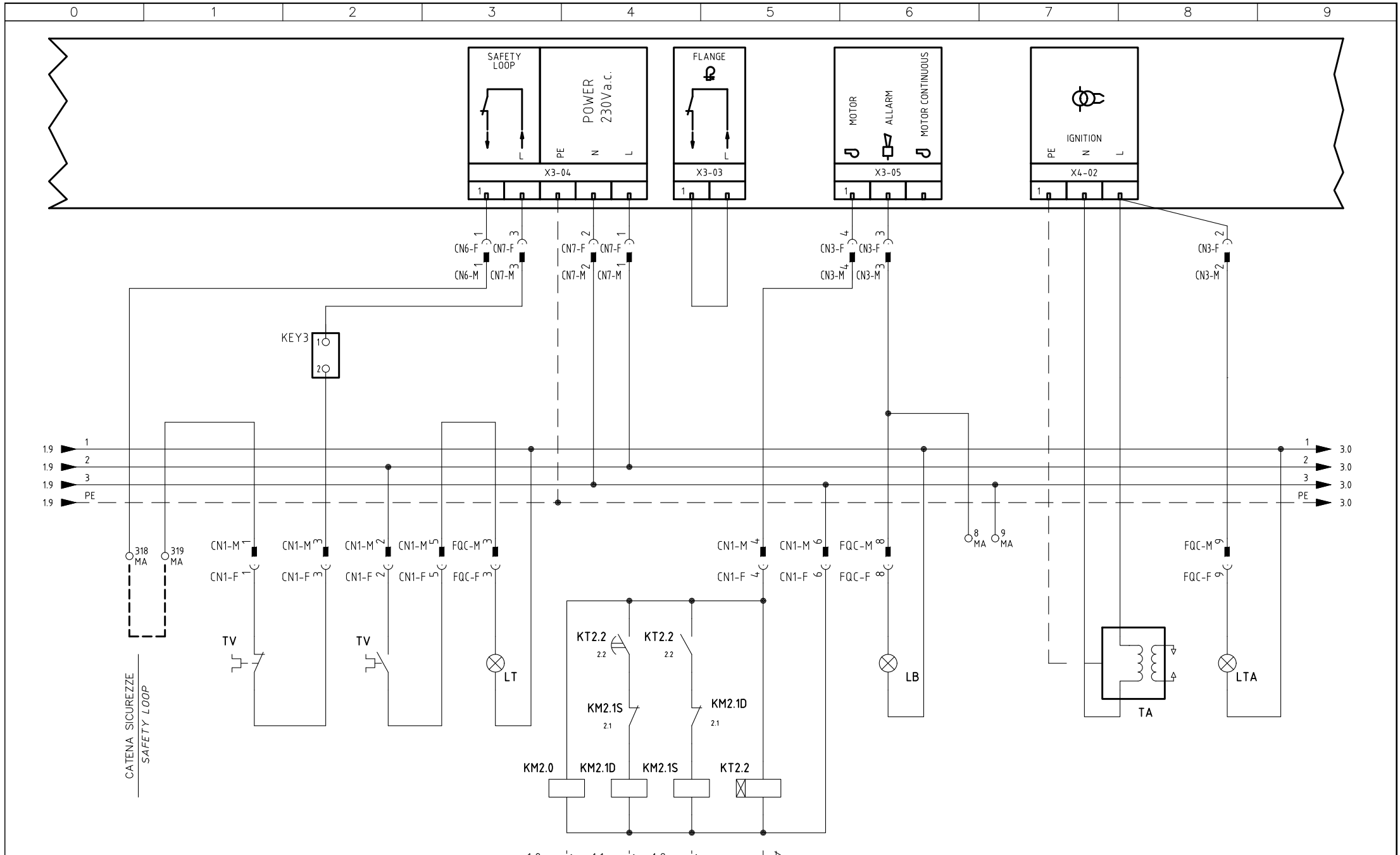


| | | | |
|---|---|---|---|
| Data 10/09/2015 | | PREC. | FOGLIO |
| Revisione 01 | | 1 | 2 |
| Dis. N. 12 – 0257 | | SEGUE | TOTALE |
| | | 3 | 14 |

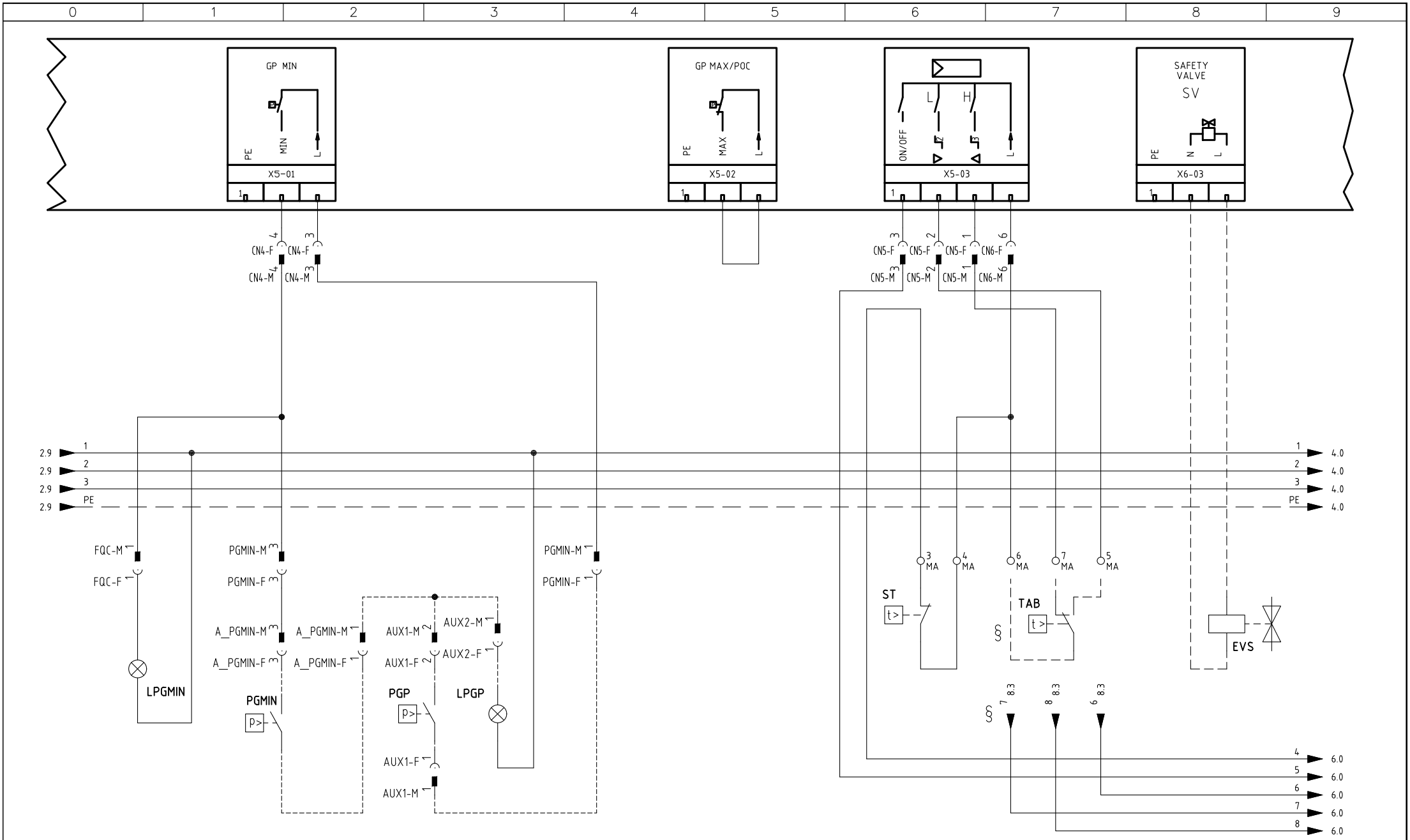


§

VERSIONE (PR) / VERSIONE (MD) CON RWF.. / 600V / KM3

*(PR) VERSION / (MD) VERSION WITH RWF.. / 600V / KM3*

| | | | |
|---|---|---|---|
| Data | 10/09/2015 | PREC. | FOGLIO |
| Revisione | 01 | 2 | 3 |
| Dis. N. | 12 – 0257 | SEGUE | TOTALE |
| | | 4 | 14 |

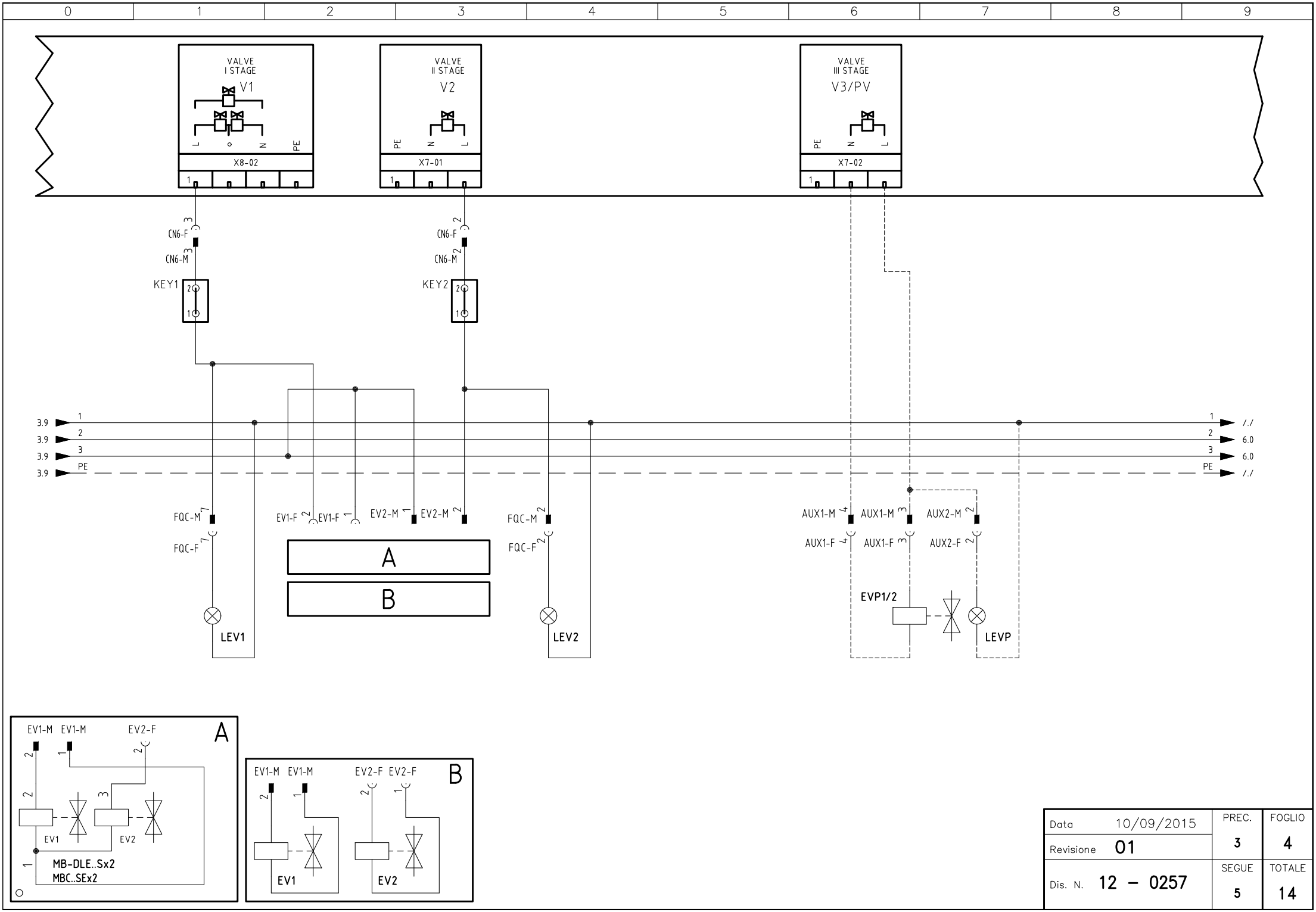


| | | | |
|---|---|---|---|
| Data | 10/09/2015 | PREC. | FOGLIO |
| Revisione | 01 | 3 | 4 |
| Dis. N. | 12 – 0257 | SEGUE | TOTALE |
| | | 5 | 14 |

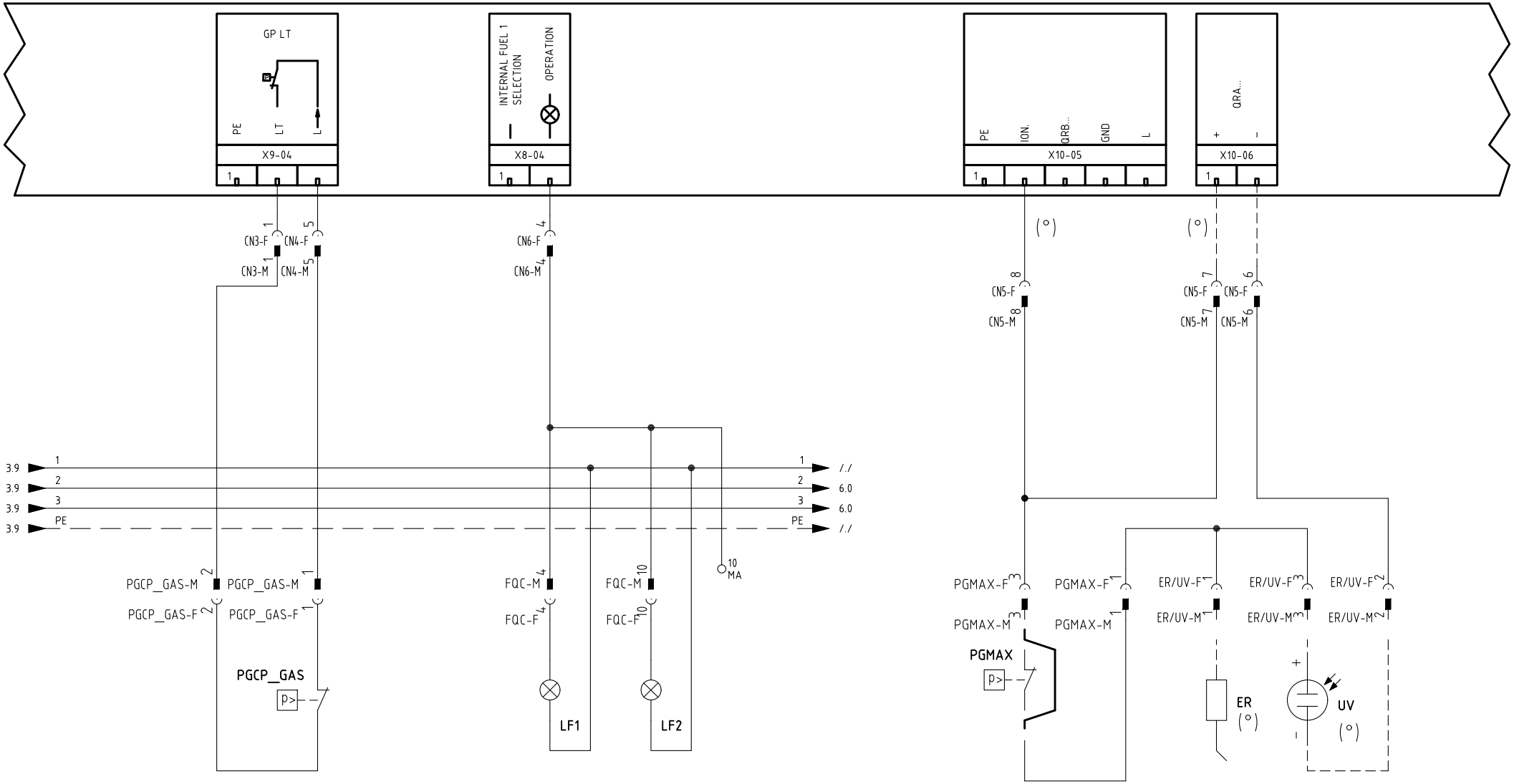


(°)

SONDA "UV" IN ALTERNATIVA A ELETTRODO "ER"

*"UV" PROBE ALTERNATIVE TO "ER"*

| | | | |
|---|---|---|---|
| Data 10/09/2015 | | PREC. | FOGLIO |
| Revisione 01 | | 4 | 5 |
| Dis. N. 12 – 0257 | | SEGUE | TOTALE |
| | | 6 | 14 |

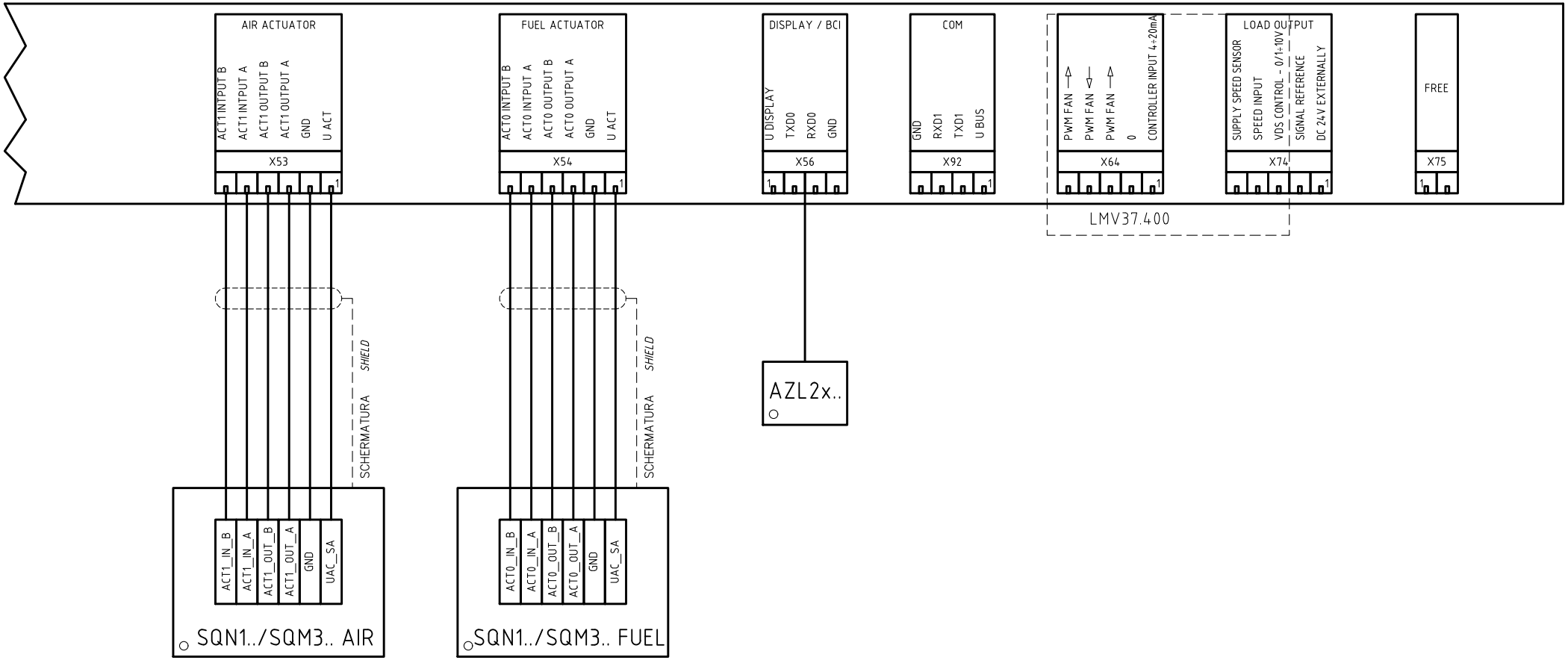


| | | | |
|---|---|---|---|
| Data 10/09/2015 | | PREC. | FOGLIO |
| Revisione 01 | | 5 | 6 |
| Dis. N. 12 – 0257 | | SEGUE | TOTALE |
| | | 7 | 14 |

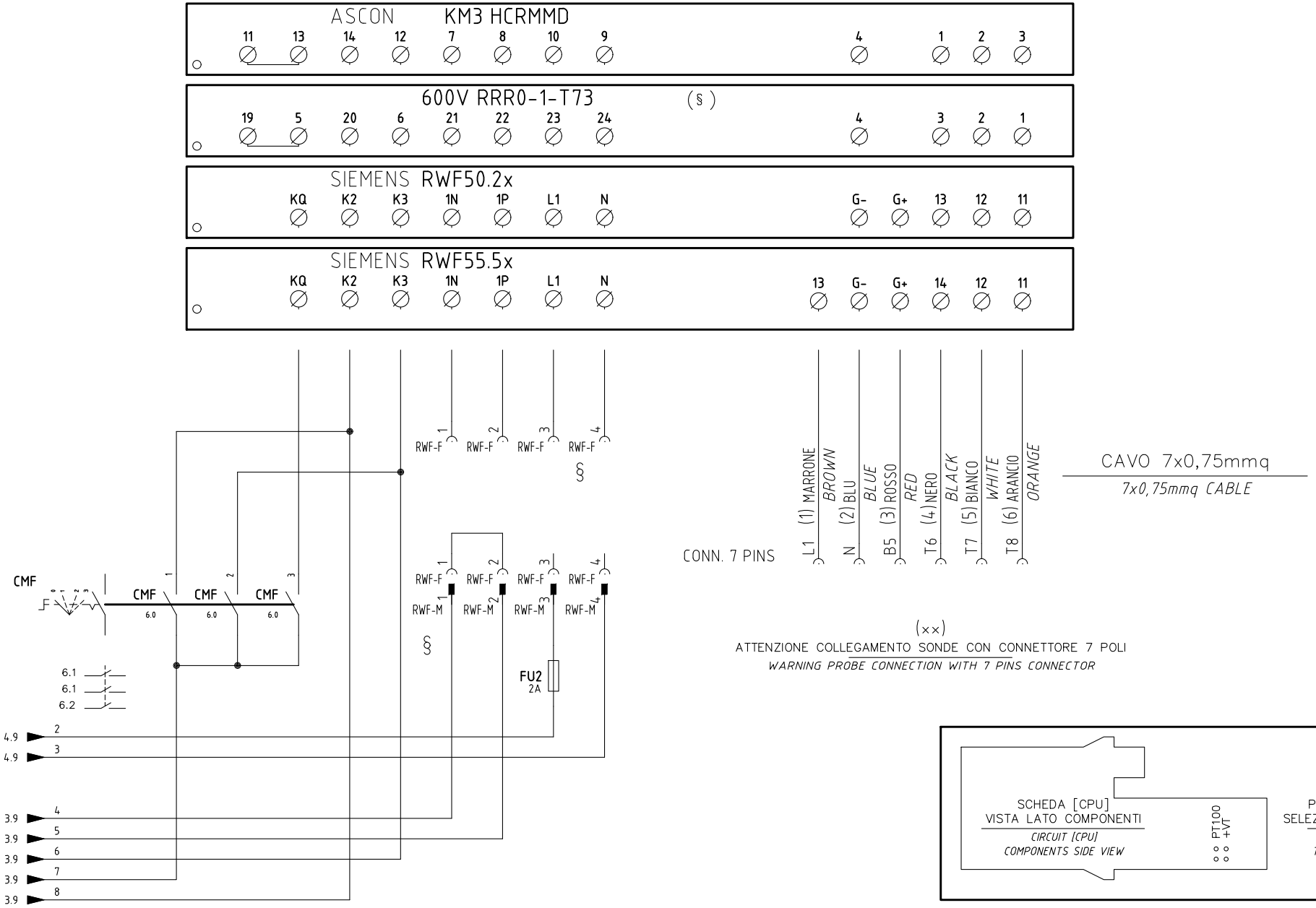


§

VERSIONE (PR) / VERSIONE (MD) CON RWF.. / 600V / KM3

*(PR) VERSION / (MD) VERSION WITH RWF.. / 600V / KM3*

| | | | |
|---|---|---|---|
| Data | 10/09/2015 | PREC. | FOGLIO |
| Revisione | 01 | 6 | 7 |
| Dis. N. | 12 – 0257 | SEGUE | TOTALE |
| | | 8 | 14 |

(xx)
ATTENZIONE COLLEGAMENTO SONDE CON CONNETTORE 7 POLI
*WARNING PROBE CONNECTION WITH 7 PINS CONNECTOR*

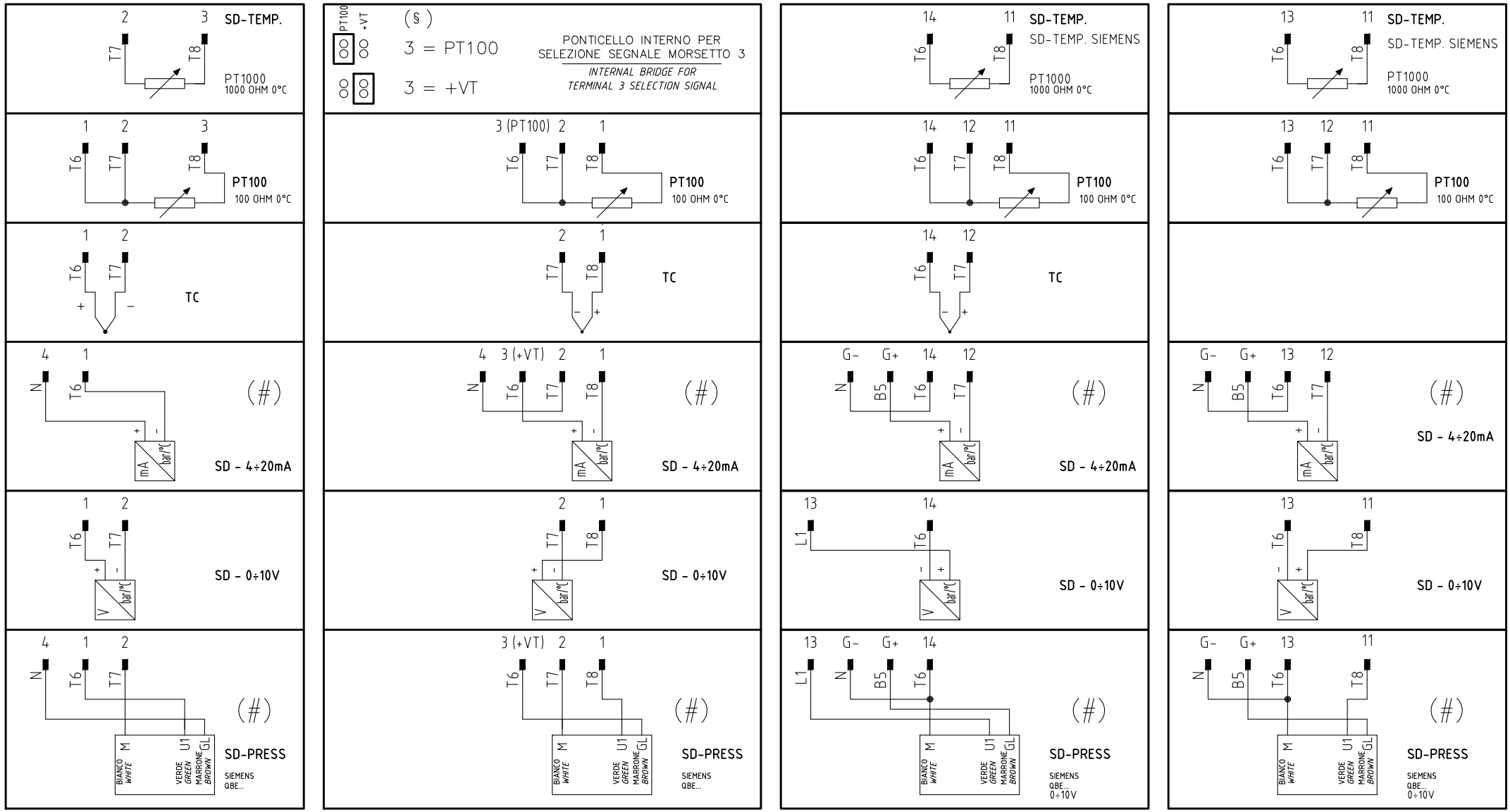


(#)
COLLEGAMENTO SOLO PER
TRASDUTTORI PASSIVI
*TRASDUCER PASSIVE*
*CONNECTION ONLY*

| | | | |
|---|---|---|---|
| Data 10/09/2015 | | PREC. | FOGLIO |
| Revisione 01 | | 7 | 8 |
| Dis. N. 12 – 0257 | | SEGUE | TOTALE |
| | | 9 | 14 |

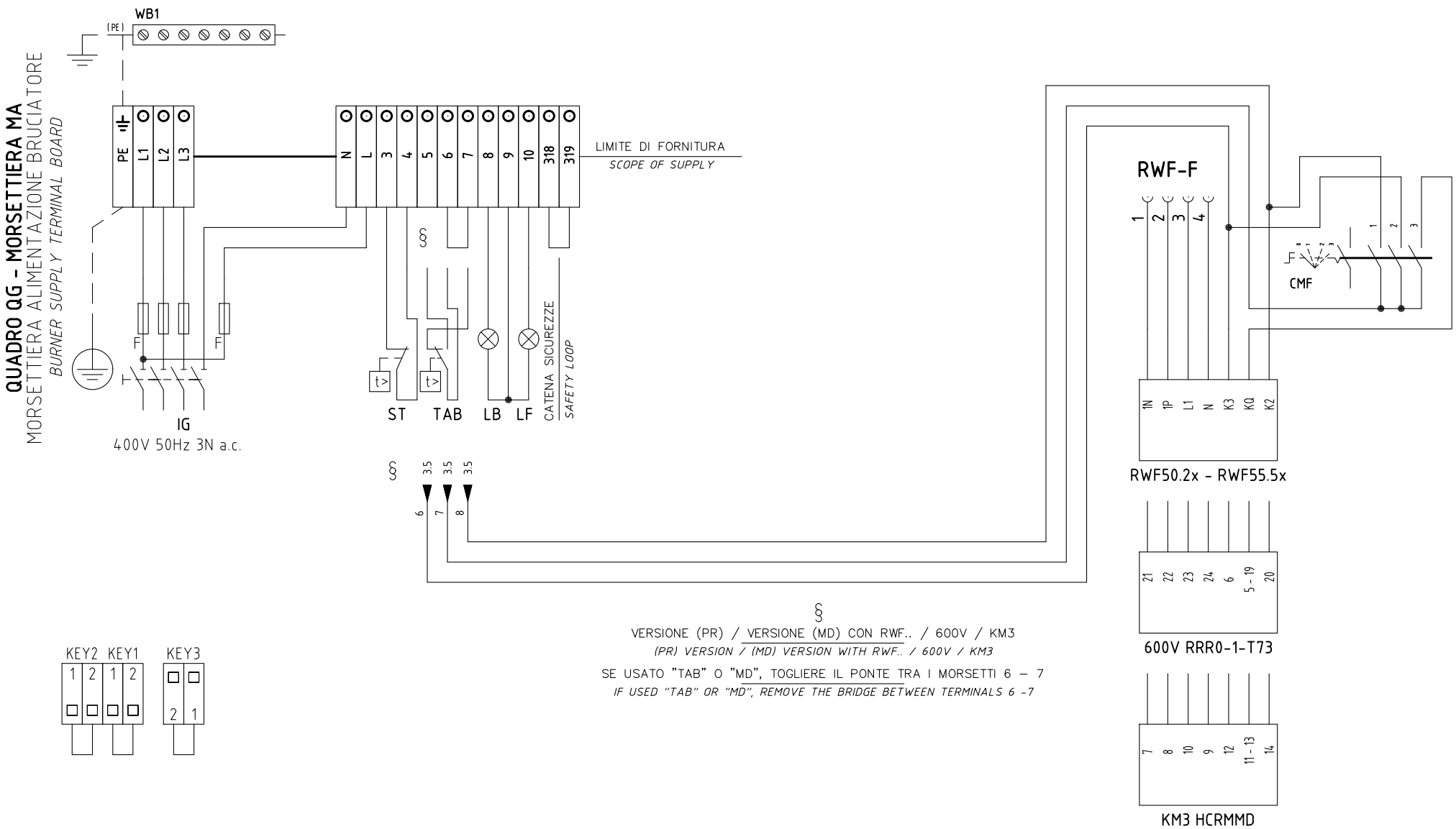


| | | | |
|---|---|---|---|
| Data 10/09/2015 | | PREC. | FOGLIO |
| Revisione 01 | | 8 | 9 |
| Dis. N. 12 – 0257 | | SEGUE | TOTALE |
| | | 10 | 14 |

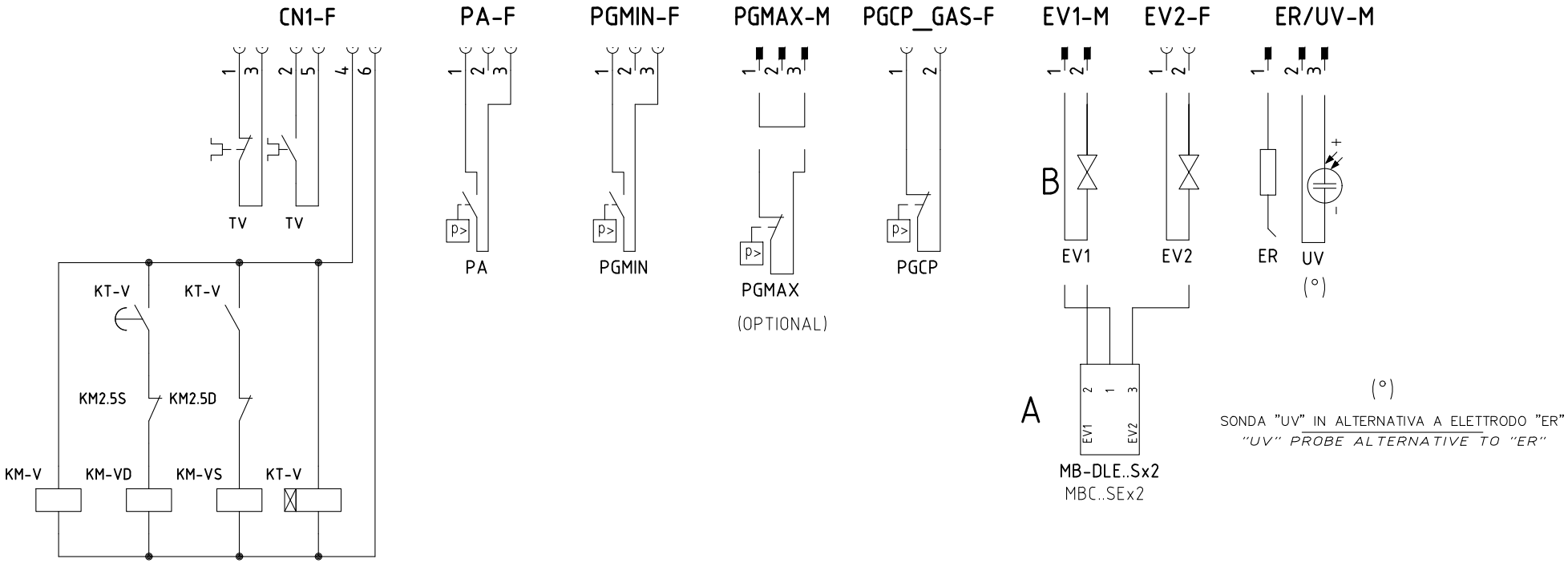


| | | | |
|---|---|---|---|
| Data 10/09/2015 | | PREC. | FOGLIO |
| Revisione 01 | | 9 | 10 |
| Dis. N. 12 – 0257 | | SEGUE | TOTALE |
| | | 11 | 14 |

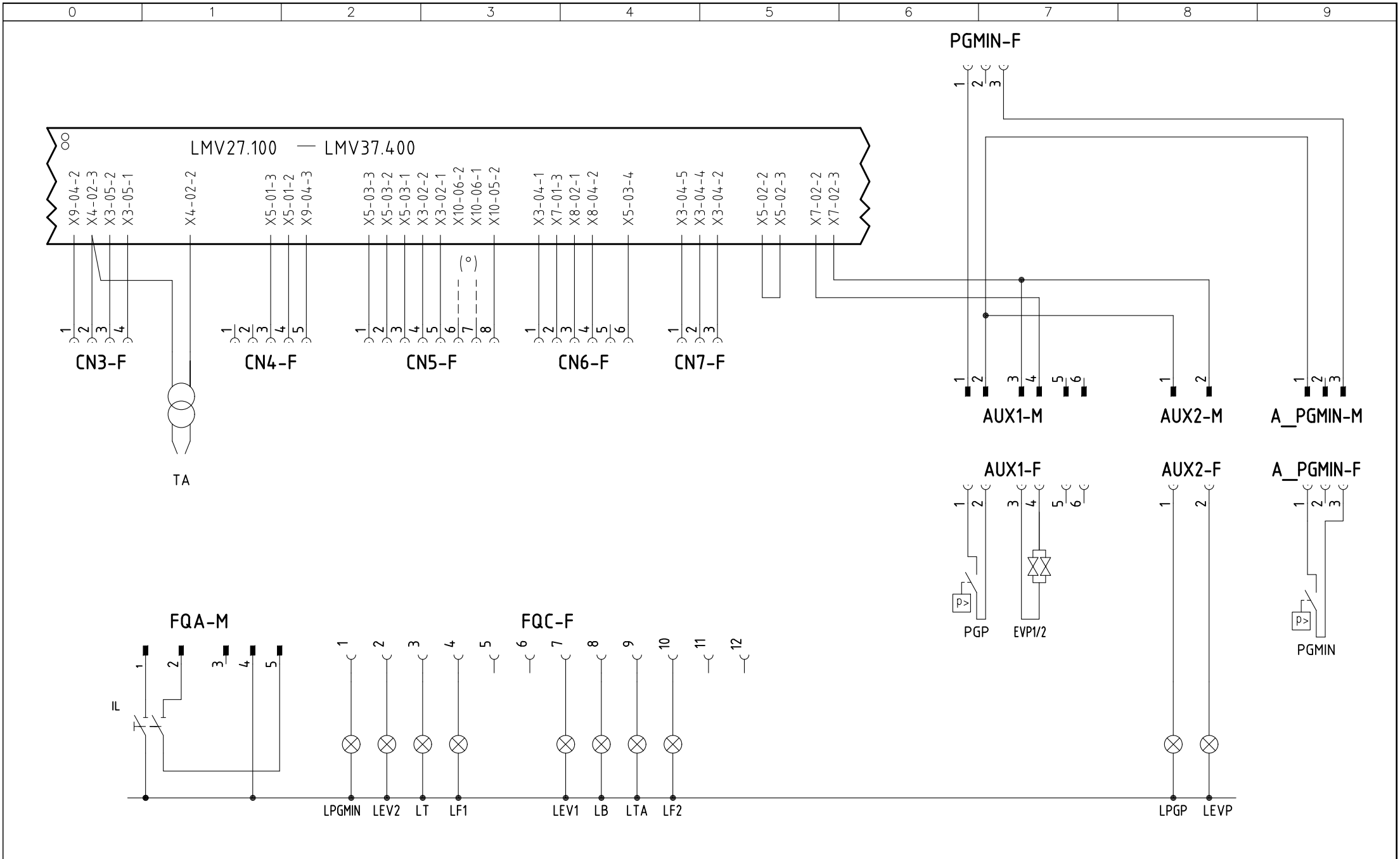


| | | | |
|---|---|---|---|
| Data 10/09/2015 | | PREC. | FOGLIO |
| Revisione 01 | | 10 | 11 |
| Dis. N. 12 – 0257 | | SEGUE | TOTALE |
| | | 12 | 14 |

| 0 | 1 | 2 | 3 | 4 | 5 | 6 | 7 | 8 | 9 |
|---|---|---|---|---|---|---|---|---|---|

| Sigla/Item | Foglio/Sheet | Funzione | Function |
|---|---|---|---|
| 600V RRR0-1-T73 | 7 | REGOLATORE MODULANTE (ALTERNATIVO) | BURNER MODULATOR (ALTERNATIVE) |
| AZL2x.. | 6 | INTERFACCIA UTENTE | USER INTERFACE |
| CMF | 7 | COMMUT. MANUALE FUNZ. 0)FERMO 1)ALTA FIAMMA 2)BASSA FIAMMA 3)AUTOMATICO | MANUAL SWITCH 0)OFF 1)HIGH FLAME 2)LOW FLAME 3)AUTOMATIC |
| ER | 5 | ELETTRODO RILEVAZIONE FIAMMA | FLAME DETECTION ELECTRODE |
| EV1 | 4 | ELETTROVALVOLA GAS LATO RETE | UPSTREAM GAS SOLENOID VALVE |
| EV2 | 4 | ELETTROVALVOLA GAS LATO BRUCIATORE | DOWNSTREAM GAS SOLENOID VALVE |
| EVP1/2 | 4 | ELETTROVALVOLE PILOTA GAS | PILOT GAS ELECTRO-VALVES |
| EVS | 3 | ELETTROVALVOLA GAS DI SICUREZZA (OPTIONAL) | SAFETY GAS SOLENOID VALVE (OPTIONAL) |
| FU1 | 1 | FUSIBILE AUSILIARIO | AUXILIARY FUSE |
| FU2 | 7 | FUSIBILE | FUSE |
| FU-A | 1 | FUSIBILI DI LINEA | LINE FUSES |
| FU-B | 1 | FUSIBILE DI LINEA | LINE FUSE |
| IG | 1 | INTERRUTTORE GENERALE | MAINS SWITCH |
| IL | 1 | INTERRUTTORE LINEA AUSILIARI | AUXILIARY LINE SWITCH |
| KM2.0 | 2 | CONTATTORE MOTORE VENTILATORE (LINEA) | FAN MOTOR CONTACTOR (LINE) |
| KM2.1D | 2 | CONTATTORE MOTORE VENTILATORE (TRIANGOLO) | FAN MOTOR CONTACTOR (DELTA) |
| KM2.1S | 2 | CONTATTORE MOTORE VENTILATORE (STELLA) | FAN MOTOR CONTACTOR (STAR) |
| KM3 HCRMMD | 7 | REGOLATORE MODULANTE (ALTERNATIVO) | BURNER MODULATOR (ALTERNATIVE) |
| KT2.2 | 2 | TEMPORIZZATORE STELLA/TRIANGOLO | STAR/DELTA DELAYED RELAY |
| LB | 2 | LAMPADA SEGNALAZIONE BLOCCO BRUCIATORE | INDICATOR LIGHT FOR BURNER LOCK-OUT |
| LEV1 | 4 | LAMPADA SEGNALAZIONE APERTURA [EV1] | INDICATOR LIGHT FOR OPENING OF ELECTRO-VALVE [EV1] |
| LEV2 | 4 | LAMPADA SEGNALAZIONE APERTURA [EV2] | INDICATOR LIGHT FOR OPENING OF ELECTRO-VALVE [EV2] |
| LEVP | 4 | LAMPADA SEGNALAZIONE APERTURA [EVP1/2] | INDICATOR LIGHT FOR OPENING OF ELECTRO-VALVE [EVP1/2] |
| LF1 | 5 | LAMPADA SEGNALAZIONE FUNZIONAMENTO BRUCIATORE | INDICATOR LIGHT BURNER OPERATION |
| LF2 | 5 | LAMPADA SEGNALAZIONE FUNZIONAMENTO BRUCIATORE | INDICATOR LIGHT BURNER OPERATION |
| LMV27.100 | 1 | APPARECCHIATURA DI COMANDO | CONTROL SCHEME |
| LMV37.400 | 1 | APPARECCHIATURA DI COMANDO | CONTROL SCHEME |
| LPGMIN | 3 | LAMPADA SEGNALAZIONE PRESENZA GAS IN RETE | INDICATOR LIGHT FOR PRESENCE OF GAS IN THE NETWORK |
| LPGP | 3 | LAMPADA SEGNALAZIONE PRESSOSTATO GAS PILOTA | INDICATOR LIGHT FOR PRESENCE OF GAS IN THE PILOT NETWORK |
| LT | 2 | LAMPADA SEGNALAZIONE BLOCCO TERMICO MOTORE VENTILATORE | INDICATOR LIGHT FOR FAN MOTOR OVERLOAD THERMAL CUTOUT |
| LTA | 2 | LAMPADA SEGNALAZIONE TRASFORMATORE DI ACCENSIONE | IGNITION TRANSFORMER INDICATOR LIGHT |
| MB-DLE..Sx2 | 4 | GRUPPO VALVOLE GAS | GAS VALVES GROUP |

| 0 | 1 | 2 | 3 | 4 | 5 | 6 | 7 | 8 | 9 |
|---|---|---|---|---|---|---|---|---|---|

| Sigla/Item | Foglio/Sheet | Funzione | Function |
|---|---|---|---|
| MBC..SEx2 | 4 | GRUPPO VALVOLE GAS (ALTERNATIVO) | GAS VALVES GROUP (ALTERNATIVE) |
| MV | 1 | MOTORE VENTILATORE | FAN MOTOR |
| PA | 1 | PRESSOSTATO ARIA | AIR PRESSURE SWITCH |
| PGCP__GAS | 5 | PRESSOSTATO GAS CONTROLLO PERDITE | GAS LEAKAGE PRESSURE SWITCH |
| PGMAX | 5 | PRESSOSTATO GAS DI MASSIMA PRESSIONE (OPTIONAL) | MAXIMUM PRESSURE GAS SWITCH (OPTIONAL) |
| PGMIN | 3 | PRESSOSTATO GAS DI MINIMA PRESSIONE | MINIMUM GAS PRESSURE SWITCH |
| PGP | 3 | PRESSOSTATO PILOTA GAS | PILOT MINIMUM GAS PRESSURE SWITCH |
| PT100 | 8 | SONDA DI TEMPERATURA | TEMPERATURE PROBE |
| RWF50.2x | 7 | REGOLATORE MODULANTE | BURNER MODULATOR |
| RWF55.5x | 7 | REGOLATORE MODULANTE (ALTERNATIVO) | BURNER MODULATOR (ALTERNATIVE) |
| SD-PRESS | 8 | SONDA DI PRESSIONE | PRESSURE PROBE |
| SD-TEMP. | 8 | SONDA DI TEMPERATURA | TEMPERATURE PROBE |
| SD - 0÷10V | 8 | TRASDUTTORE USCITA IN TENSIONE | TRANSDUCER VOLTAGE OUTPUT |
| SD - 4÷20mA | 8 | TRASDUTTORE USCITA IN CORRENTE | TRANSDUCER CURRENT OUTPUT |
| SQN1../SQM3.. AIR | 6 | SERVOCOMANDO SERRANDA ARIA | AIR DAMPER ACTUATOR |
| SQN1../SQM3.. FUEL | 6 | SERVOCOMANDO COMBUSTIBILE | FUEL ACTUATOR |
| ST | 3 | SERIE TERMOSTATI/PRESSOSTATI | SERIES OF THERMOSTATS OR PRESSURE SWITCHES |
| TA | 2 | TRASFORMATORE DI ACCENSIONE | IGNITION TRANSFORMER |
| TAB | 3 | TERMOSTATO/PRESSOSTATO ALTA-BASSA FIAMMA | HIGH-LOW THERMOSTAT/PRESSURE SWITCHES |
| TC | 8 | TERMOCOPPIA | THERMOCOUPLE |
| TV | 1 | TERMICO MOTORE VENTILATORE | FAN MOTOR THERMAL |
| UV | 5 | SONDA UV RILEVAZIONE FIAMMA | UV FLAME DETECTOR |
| WB1 | 1 | BARRA DI TERRA | EARTH TERMINAL |

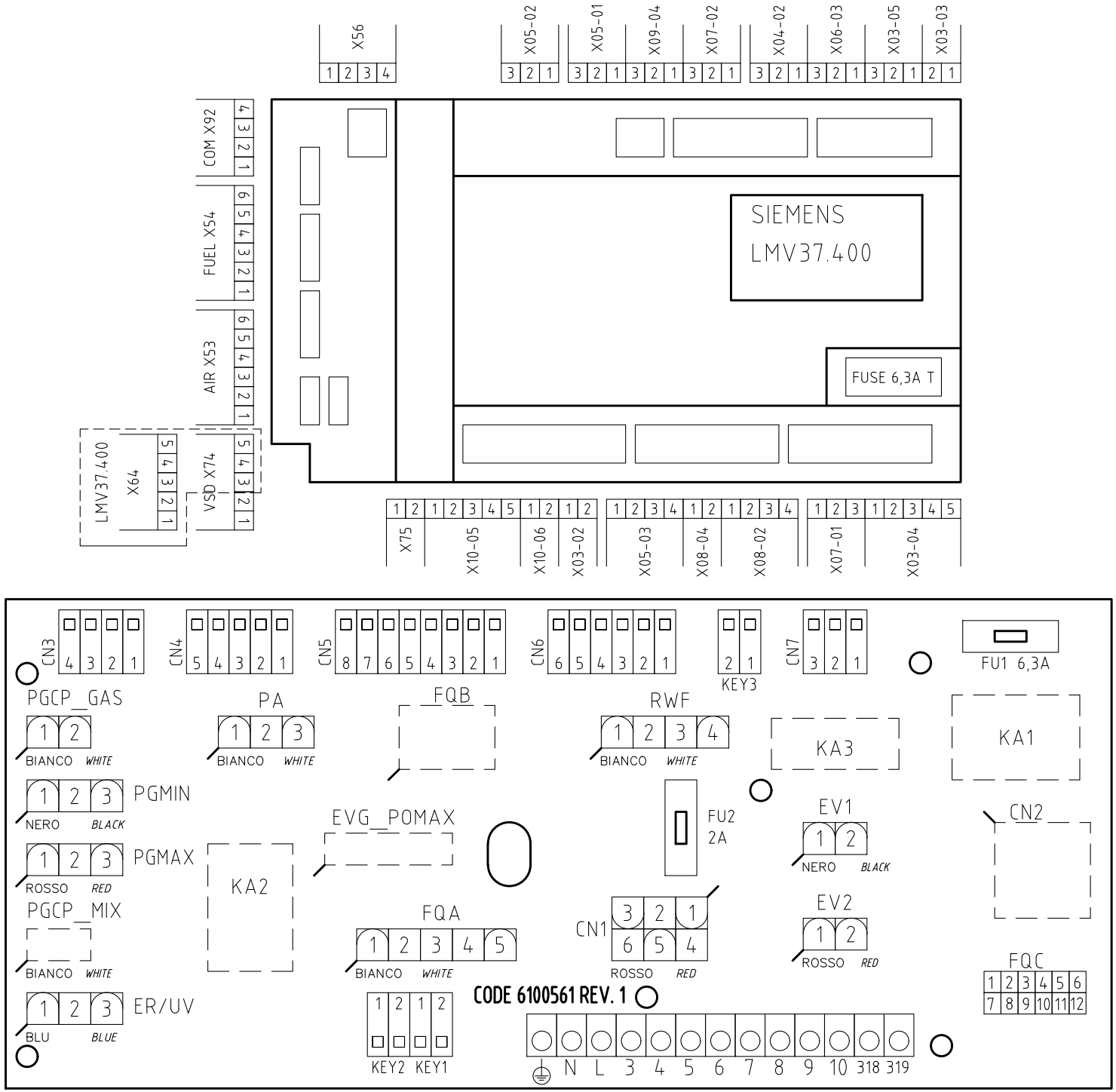


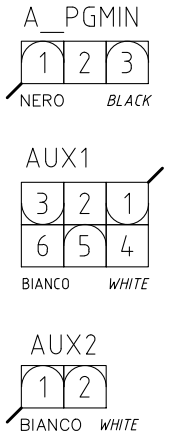


# VISTA LATO COMPONENTI

*COMPONENTS SIDE VIEW*

| | | | |
|---|---|---|---|
| Data 10/09/2015 | | PREC. | FOGLIO |
| Revisione 01 | | 13 | 14 |
| Dis. N. 12 – 0257 | | SEGUE | TOTALE |
| | | / | 14 |