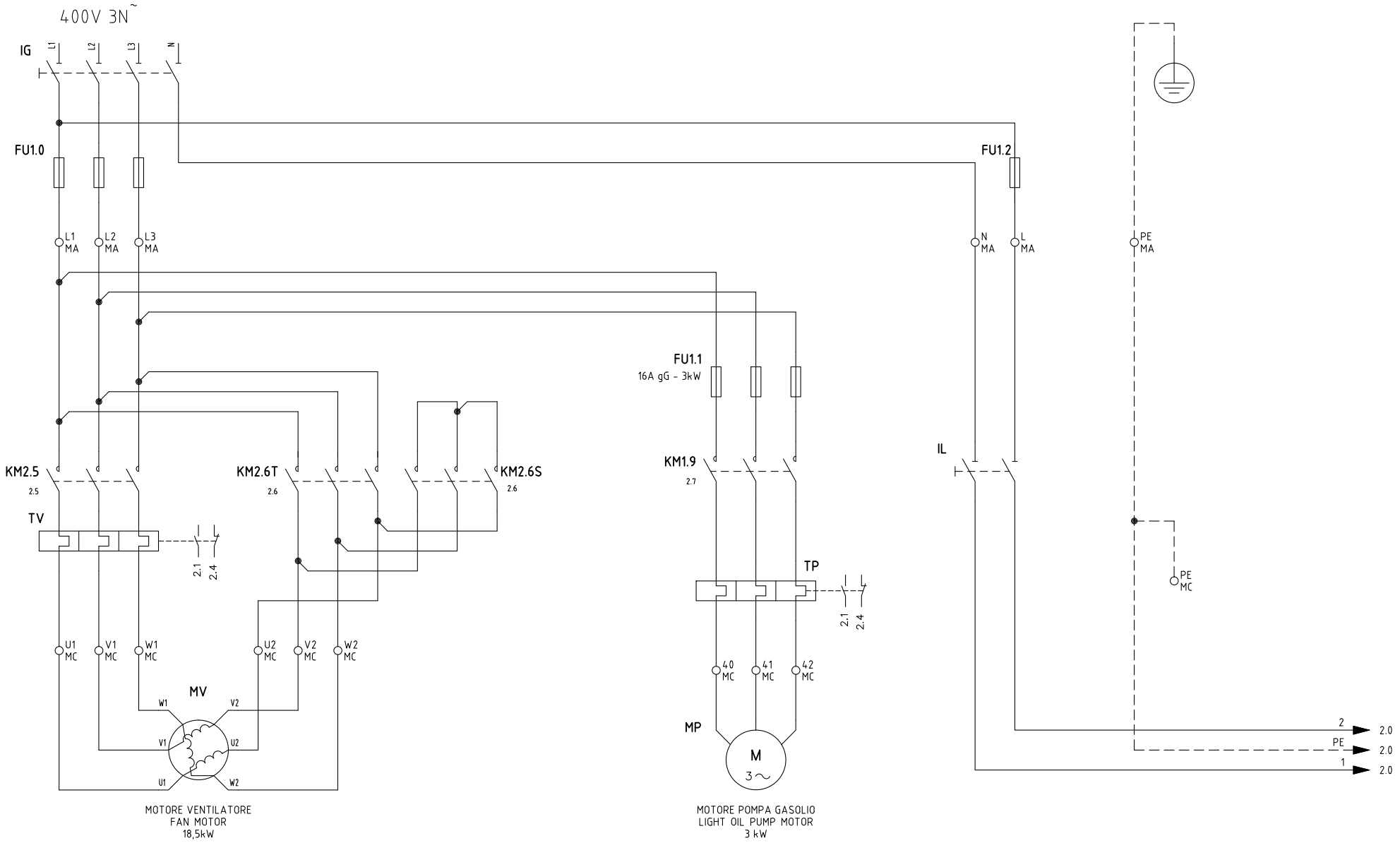


| REV. | MODIFICA | DATA | FIRME |
|---|---|---|---|
| 04 | AGGIUNTO/ADDED "600V" & "POMAX" | 30/07/12 | U. PINTON |
| 03 | AGGIUNTO/ADDED "RWF50.2x" | 16/02/12 | U. PINTON |
| 02 | AGGINTO/ADDED SQM40.265A | 12/11/09 | U. PINTON |
| | | | |
| 05 | "RWF55" AND " KM3" REGULATORS ADDED | 06/10/14 | U. PINTON |

UNIGAS

Impianto: TIPO/TYPE PG525 / RG525
MODELLO/MODEL G-.MD.x.xx.A

Descrizione

Ordine

Commessa

Esecutore: U. PINTON

Data Controllato: 06/10/2014

Controllato: E. CAVALLI

Data: 11/09/2007

Revisione: 05

Dis. N. 11 - 0356

PREC.: /

FOGLIO: 1

SEGUE: 2

TOTALE: 7

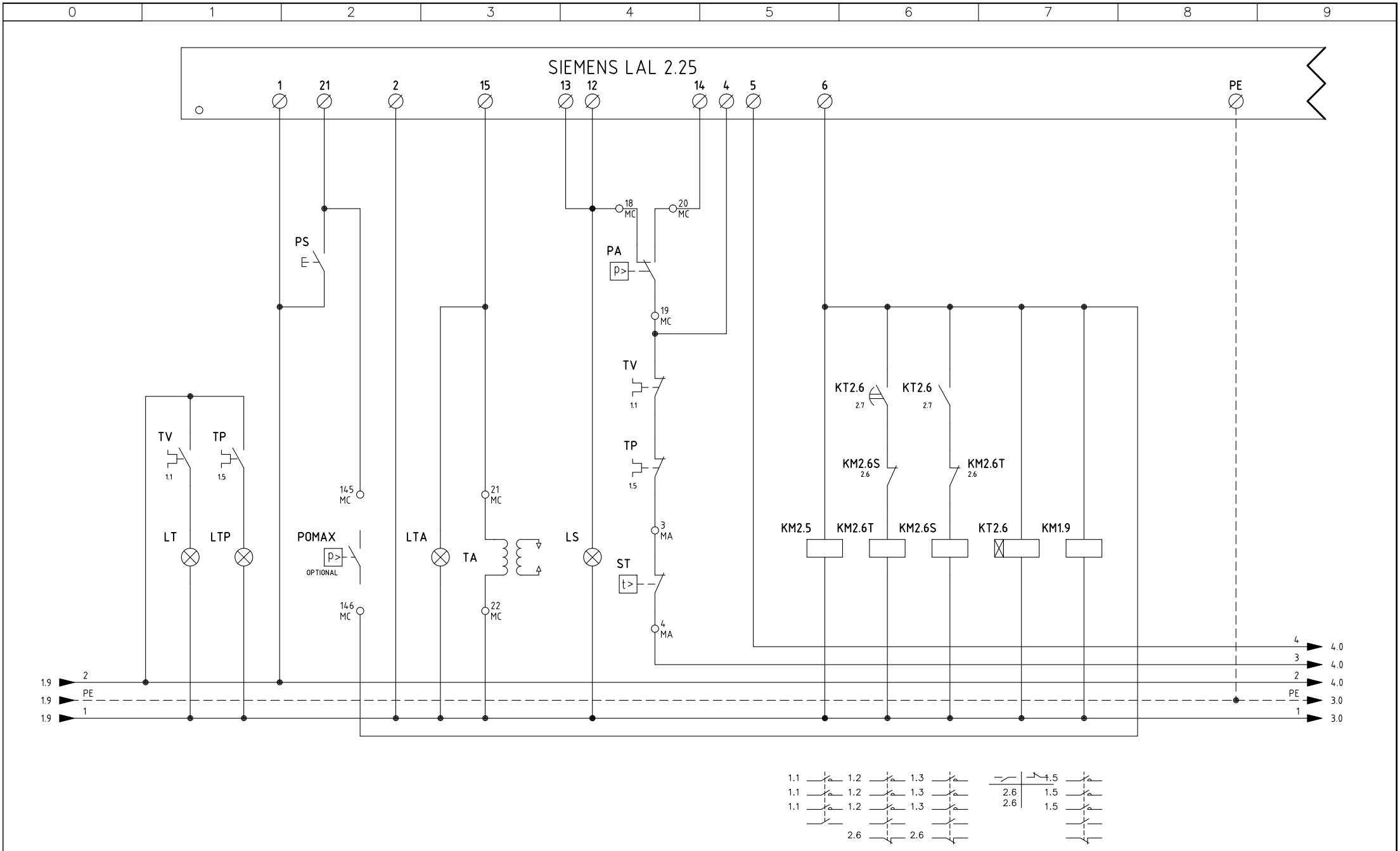


| | | | |
|---|---|---|---|
| Data 11/09/2007 | | PREC. | FOGLIO |
| Revisione 05 | | 1 | 2 |
| Dis. N. 11 – 0356 | | SEGUE | TOTALE |
| | | 3 | 7 |

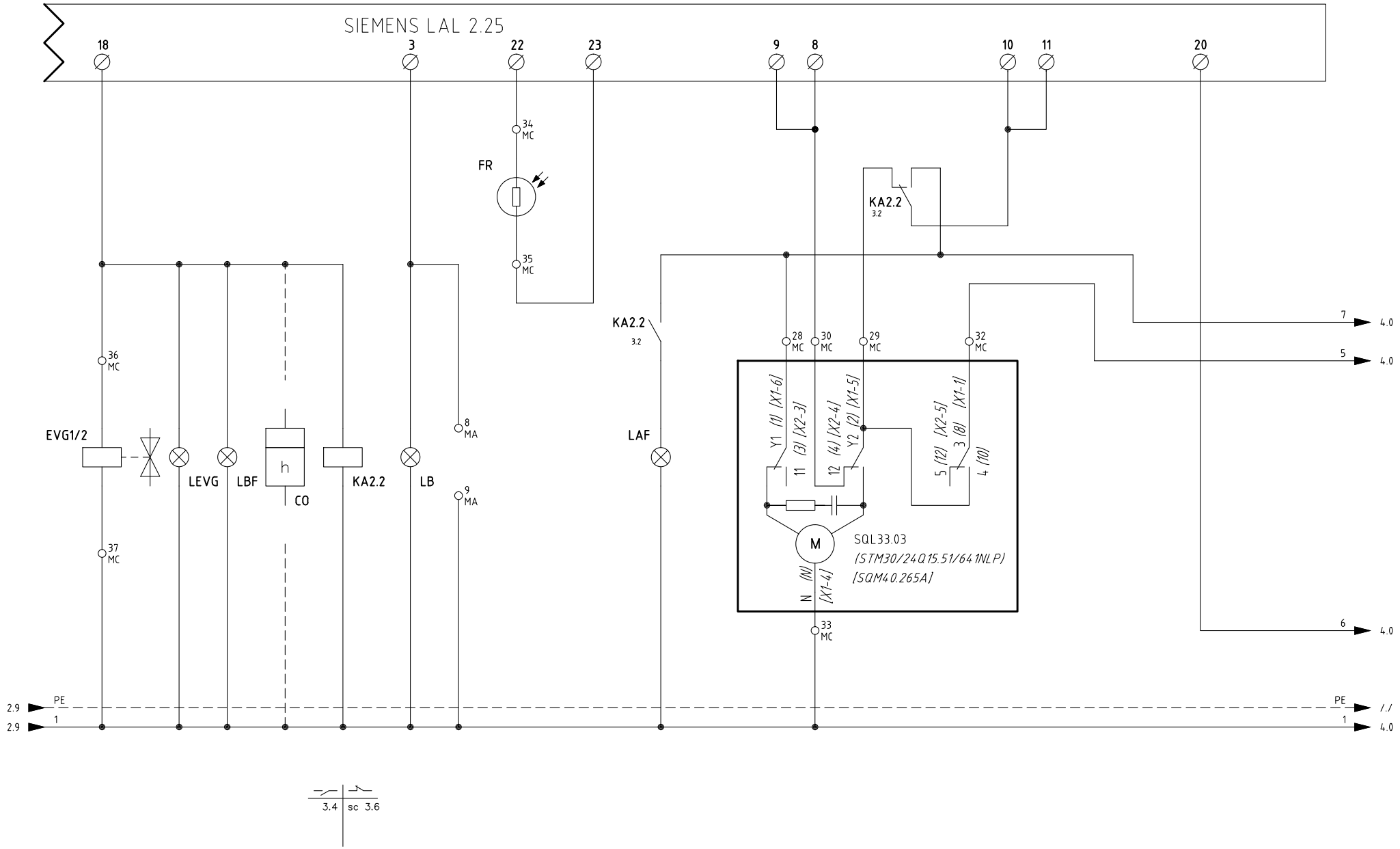


| | | | |
|---|---|---|---|
| Data 11/09/2007 | | PREC. | FOGLIO |
| Revisione 05 | | 2 | 3 |
| Dis. N. 11 – 0356 | | SEGUE | TOTALE |
| | | 4 | 7 |

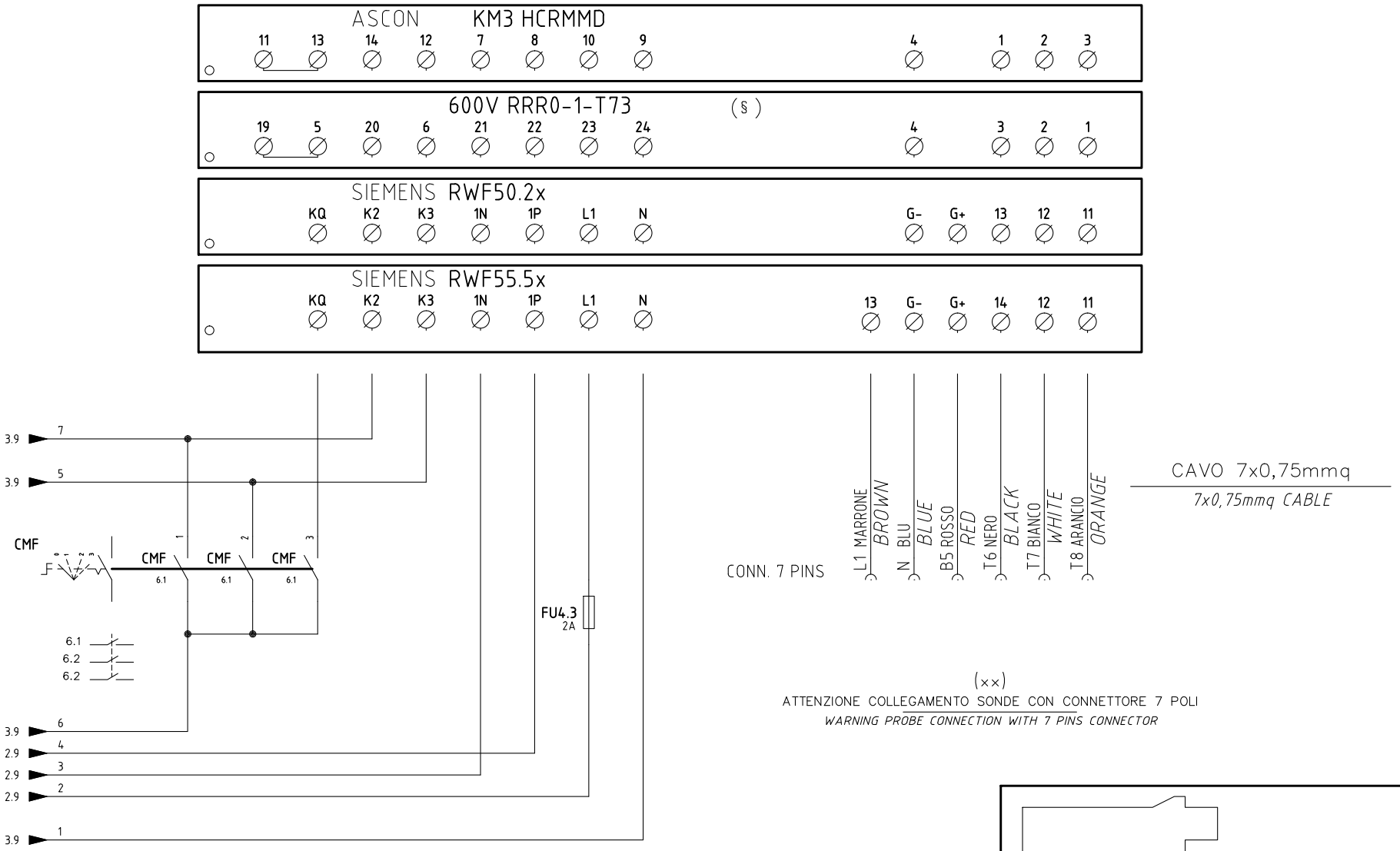


| | | | |
|---|---|---|---|
| Data 11/09/2007 | | PREC. | FOGLIO |
| Revisione 05 | | 3 | 4 |
| Dis. N. 11 – 0356 | | SEGUE | TOTALE |
| | | 5 | 7 |

(××)

ATTENZIONE COLLEGAMENTO SONDE CON CONNETTORE 7 POLI

*WARNING PROBE CONNECTION WITH 7 PINS CONNECTOR*

# KM3 HCRMMD

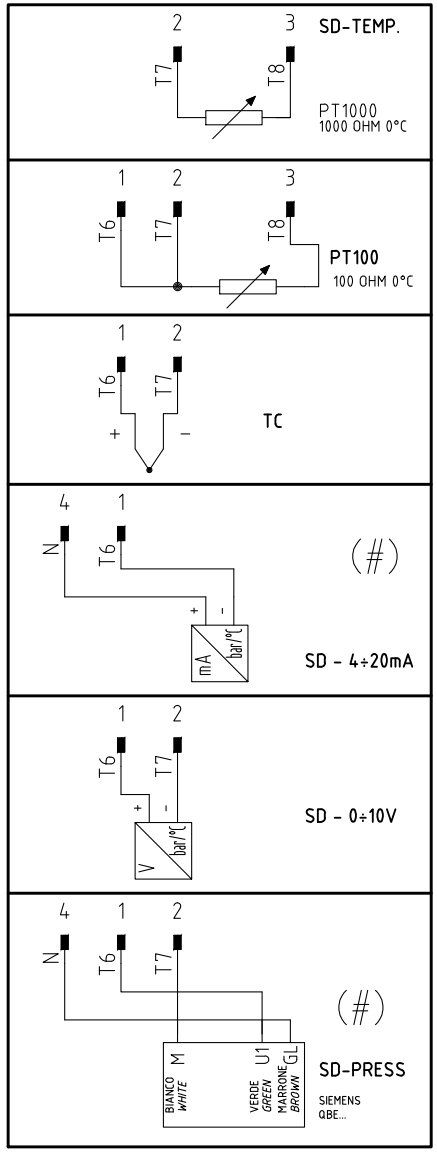


# 600V RRR0-1-T73

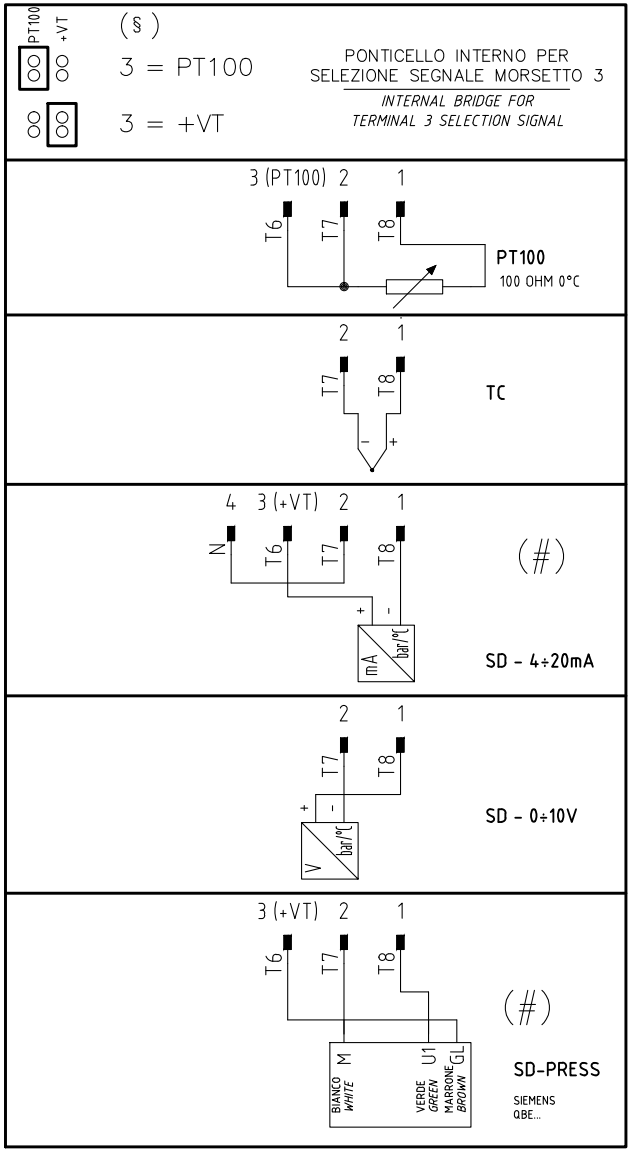


# RWF55.5x

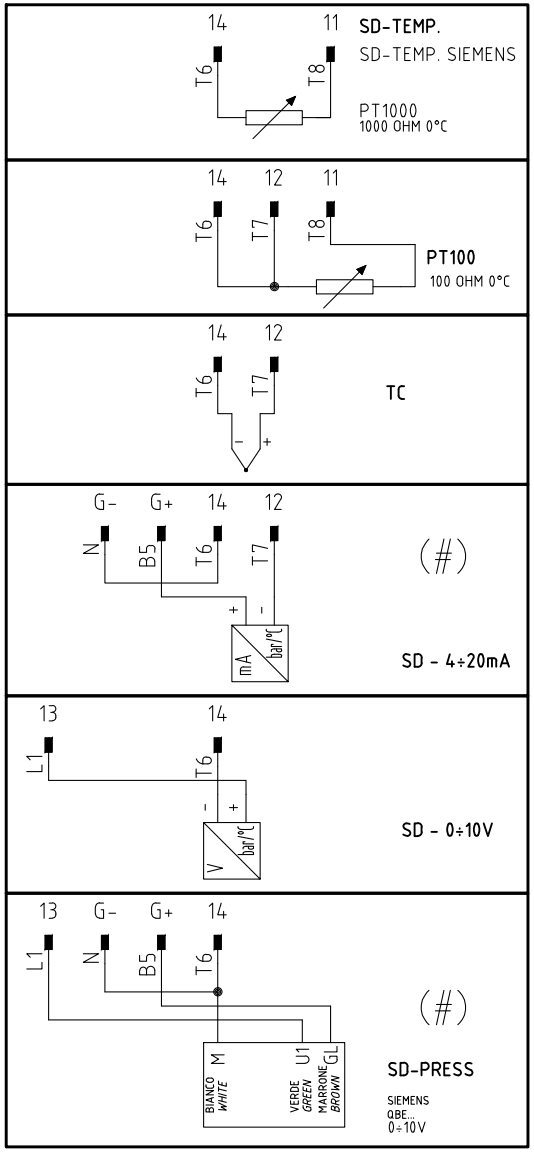


# RWF50.2x

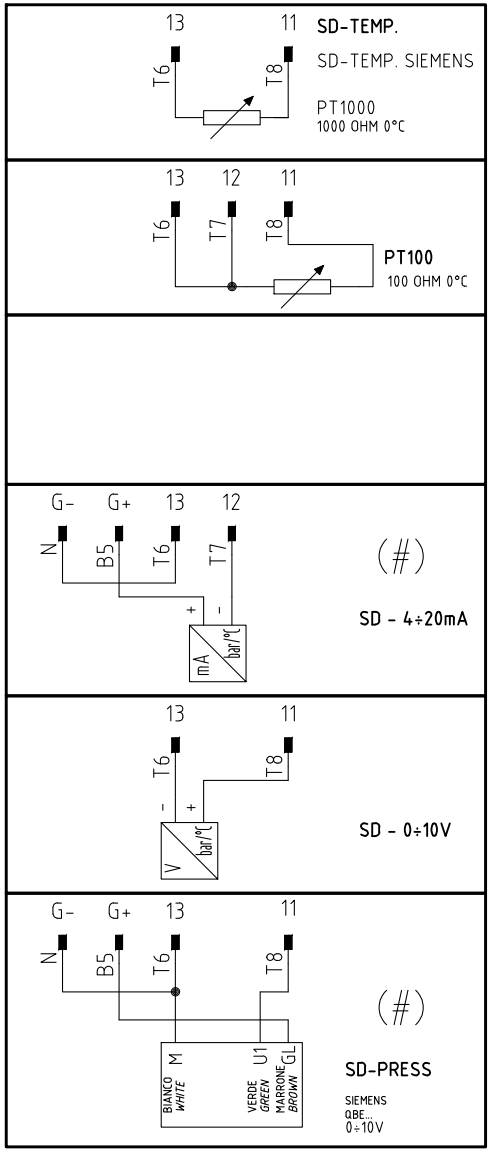


(#)

COLLEGAMENTO SOLO PER TRASDUTTORI PASSIVI

*TRASDUCER PASSIVE CONNECTION ONLY*

| | | | |
|---|---|---|---|
| Data 11/09/2007 | | PREC. | FOGLIO |
| Revisione 05 | | 4 | 5 |
| Dis. N. 11 – 0356 | | SEGUE | TOTALE |
| | | 6 | 7 |

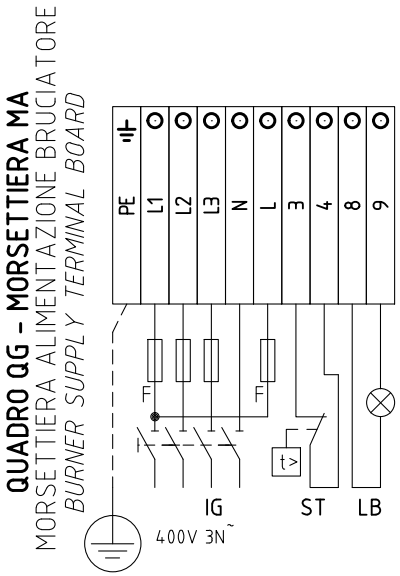


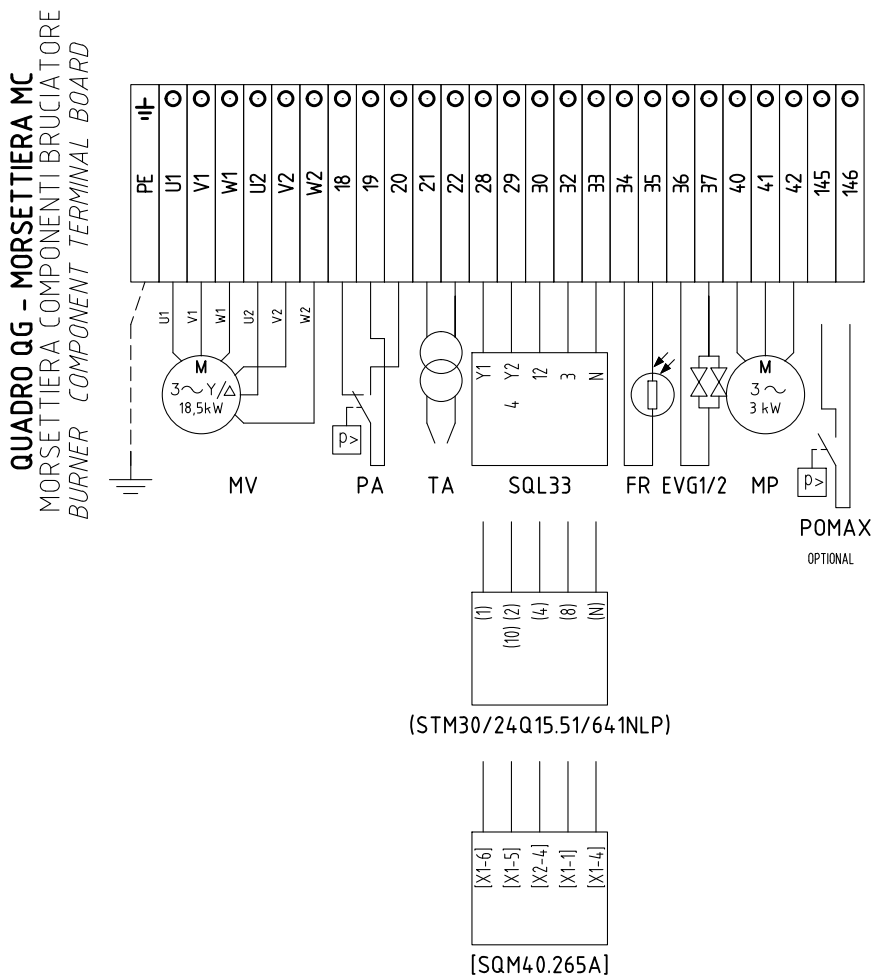


SERVOCOMANDO SERRANDA ARIA

*AIR DAMPER ACTUATOR*

SQL33

| | |
|---|---|
| Y1 | ALTA FIAMMA<br>*HIGH FLAME* |
| Y2 | SOSTA E ACCENSIONE<br>*STAND-BY AND IGNITION* |
| 3 | BASSA FIAMMA<br>*LOW FLAME* |

SERVOCOMANDO SERRANDA ARIA (ALTERNATIVO)

*AIR DAMPER ACTUATOR (ALTERNATIVE)*

(STM30/24Q15.51/641NLP)

| | |
|---|---|
| I | ALTA FIAMMA<br>*HIGH FLAME* |
| II | SOSTA E ACCENSIONE<br>*STAND-BY AND IGNITION* |
| III | BASSA FIAMMA<br>*LOW FLAME* |

SERVOCOMANDO SERRANDA ARIA (ALTERNATIVO)

*AIR DAMPER ACTUATOR (ALTERNATIVE)*

[SQM40.265A]

| | |
|---|---|
| I | ALTA FIAMMA<br>*HIGH FLAME* |
| II | SOSTA E ACCENSIONE<br>*STAND-BY AND IGNITION* |
| III | BASSA FIAMMA<br>*LOW FLAME* |

| | | | |
|---|---|---|---|
| Data 11/09/2007 | | PREC. | FOGLIO |
| Revisione 05 | | 5 | 6 |
| Dis. N. 11 – 0356 | | SEGUE | TOTALE |
| | | 7 | 7 |

| 0 | 1 | 2 | 3 | 4 | 5 | 6 | 7 | 8 | 9 |
|---|---|---|---|---|---|---|---|---|---|

| Sigla/Item | Foglio/Sheet | Funzione | Function |
|---|---|---|---|
| 600V RRR0-1-T73 | 4 | REGOLATORE MODULANTE (ALTERNATIVO) | BURNER MODULATOR (ALTERNATIVE) |
| (STM30/24Q15.51/641NLP) | 3 | SERVOCOMANDO SERRANDA ARIA (ALTERNATIVO) | AIR DAMPER ACTUATOR (ALTERNATIVE) |
| CMF | 4 | COMMUT. MANUALE FUNZ. 0)FERMO 1)ALTA FIAMMA 2)BASSA FIAMMA 3)AUTOMATICO | MANUAL SWITCH 0)OFF 1)HIGH FLAME 2)LOW FLAME 3)AUTOMATIC |
| CO | 3 | CONTAORE (OPTIONAL) | TIME COUNTER (OPTIONAL) |
| EVG1/2 | 3 | ELETTROVALVOLE GASOLIO | LIGHT OIL ELECTRO VALVE |
| FR | 3 | FOTORESISTENZA RILEVAZIONE FIAMMA | PHOTORESISTOR FLAME DETECTOR |
| FU1.0 | 1 | FUSIBILI LINEA BRUCIATORE | BURNER LINE FUSES |
| FU1.1 | 1 | FUSIBILI LINEA POMPA GASOLIO | LIGHT OIL PUMP LINE FUSES |
| FU1.2 | 1 | FUSIBILE AUSILIARIO | AUXILIARY FUSE |
| FU4.3 | 4 | FUSIBILE | FUSE |
| IG | 1 | INTERRUTTORE GENERALE | MAINS SWITCH |
| IL | 1 | INTERRUTTORE LINEA AUSILIARI | AUXILIARY LINE SWITCH |
| KA2.2 | 3 | RELE' AUSILIARIO | AUXILIARY RELAY |
| KM1.9 | 2 | CONTATTORE MOTORE POMPA GASOLIO | LIGHT OIL PUMP MOTOR CONTACTOR |
| KM2.5 | 2 | CONTATTORE MOTORE VENTILATORE (LINEA) | FAN MOTOR CONTACTOR (LINE) |
| KM2.6S | 2 | CONTATTORE MOTORE VENTILATORE (STELLA) | FAN MOTOR CONTACTOR (STAR) |
| KM2.6T | 2 | CONTATTORE MOTORE VENTILATORE (TRIANGOLO) | FAN MOTOR CONTACTOR (DELTA) |
| KM3 HCRMMD | 4 | REGOLATORE MODULANTE (ALTERNATIVO) | BURNER MODULATOR (ALTERNATIVE) |
| KT2.6 | 2 | TEMPORIZZATORE STELLA/TRIANGOLO | STAR/DELTA DELAYED RELAY |
| LAF | 3 | LAMPADA SEGNALAZIONE ALTA FIAMMA BRUCIATORE | BURNER IN HIGH FLAME INDICATOR LIGHT |
| LB | 3 | LAMPADA SEGNALAZIONE BLOCCO BRUCIATORE | INDICATOR LIGHT FOR BURNER LOCK-OUT |
| LBF | 3 | LAMPADA SEGNALAZIONE BASSA FIAMMA BRUCIATORE | BURNER IN LOW FLAME INDICATOR LIGHT |
| LEVG | 3 | LAMPADA SEGNALAZIONE APERTURA [EVG] | INDICATOR LIGHT FOR OPENING OF ELECTRO-VALVE [EVG] |
| LS | 2 | LAMPADA SEGNALAZIONE SOSTA BRUCIATORE | INDICATOR LIGHT FOR BURNER STAND-BY |
| LT | 2 | LAMPADA SEGNALAZIONE BLOCCO TERMICO MOTORE VENTILATORE | INDICATOR LIGHT FOR FAN MOTOR OVERLOAD THERMAL CUTOUT |
| LTA | 2 | LAMPADA SEGNALAZIONE TRASFORMATORE DI ACCENSIONE | IGNITION TRANSFORMER INDICATOR LIGHT |
| LTP | 2 | LAMPADA SEGNALAZIONE BLOCCO TERMICO MOTORE POMPA | INDICATOR LIGHT FOR PUMP MOTOR OVERLOAD THERMAL CUTOUT |
| MP | 1 | MOTORE POMPA GASOLIO | LIGHT OIL PUMP MOTOR |
| MV | 1 | MOTORE VENTILATORE | FAN MOTOR |
| PA | 2 | PRESSOSTATO ARIA | AIR PRESSURE SWITCH |
| POMAX | 2 | PRESSOSTATO DI MASSIMA PRESSIONE OLIO (OPTIONAL) | MAXIMUM OIL PRESSURE SWITCH (OTIONAL) |
| PS | 2 | PULSANTE SBLOCCO FIAMMA | FLAME UNLOCK BUTTON |
| PT100 | 5 | SONDA DI TEMPERATURA | TEMPERATURE PROBE |
| RWF50.2x | 4 | REGOLATORE MODULANTE | BURNER MODULATOR |
| RWF55.5x | 4 | REGOLATORE MODULANTE (ALTERNATIVO) | BURNER MODULATOR (ALTERNATIVE) |
| SD-PRESS | 5 | SONDA DI PRESSIONE | PRESSURE PROBE |
| SD-TEMP. | 5 | SONDA DI TEMPERATURA | TEMPERATURE PROBE |
| SD - 0÷10V | 5 | TRASDUTTORE USCITA IN TENSIONE | TRANSDUCER VOLTAGE OUTPUT |
| SD - 4÷20mA | 5 | TRASDUTTORE USCITA IN CORRENTE | TRANSDUCER CURRENT OUTPUT |
| SIEMENS LAL 2.25 | 2 | APPARECCHIATURA CONTROLLO FIAMMA | CONTROL BOX |
| SQL33.03 | 3 | SERVOCOMANDO SERRANDA ARIA | AIR DAMPER ACTUATOR |
| ST | 2 | SERIE TERMOSTATI/PRESSOSTATI | SERIES OF THERMOSTATS OR PRESSURE SWITCHES |
| TA | 2 | TRASFORMATORE DI ACCENSIONE | IGNITION TRANSFORMER |
| TC | 5 | TERMOCOPPIA | THERMOCOUPLE |
| TP | 1 | TERMICO MOTORE POMPA GASOLIO | LIGHT OIL PUMP MOTOR THERMAL |
| TV | 1 | TERMICO MOTORE VENTILATORE | FAN MOTOR THERMAL |
| [SQM40.265A] | 3 | SERVOCOMANDO SERRANDA ARIA (ALTERNATIVO) | AIR DAMPER ACTUATOR (ALTERNATIVE) |