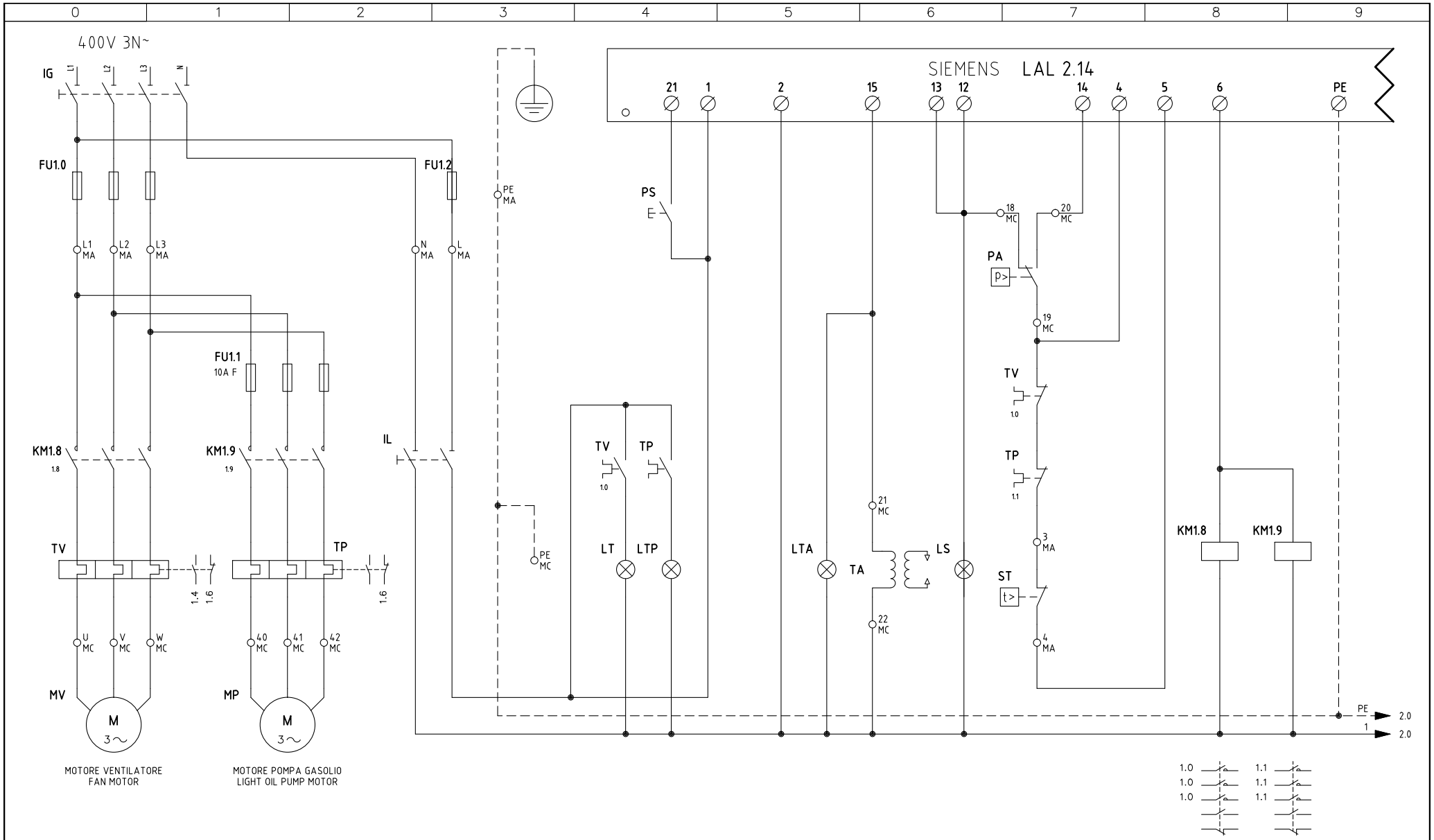

Data	28/07/1997	PREC.	FOGLIO
Revisione	04	/	1
Dis. N.	11 – 272 NBP	SEGUE	TOTALE
		2	4

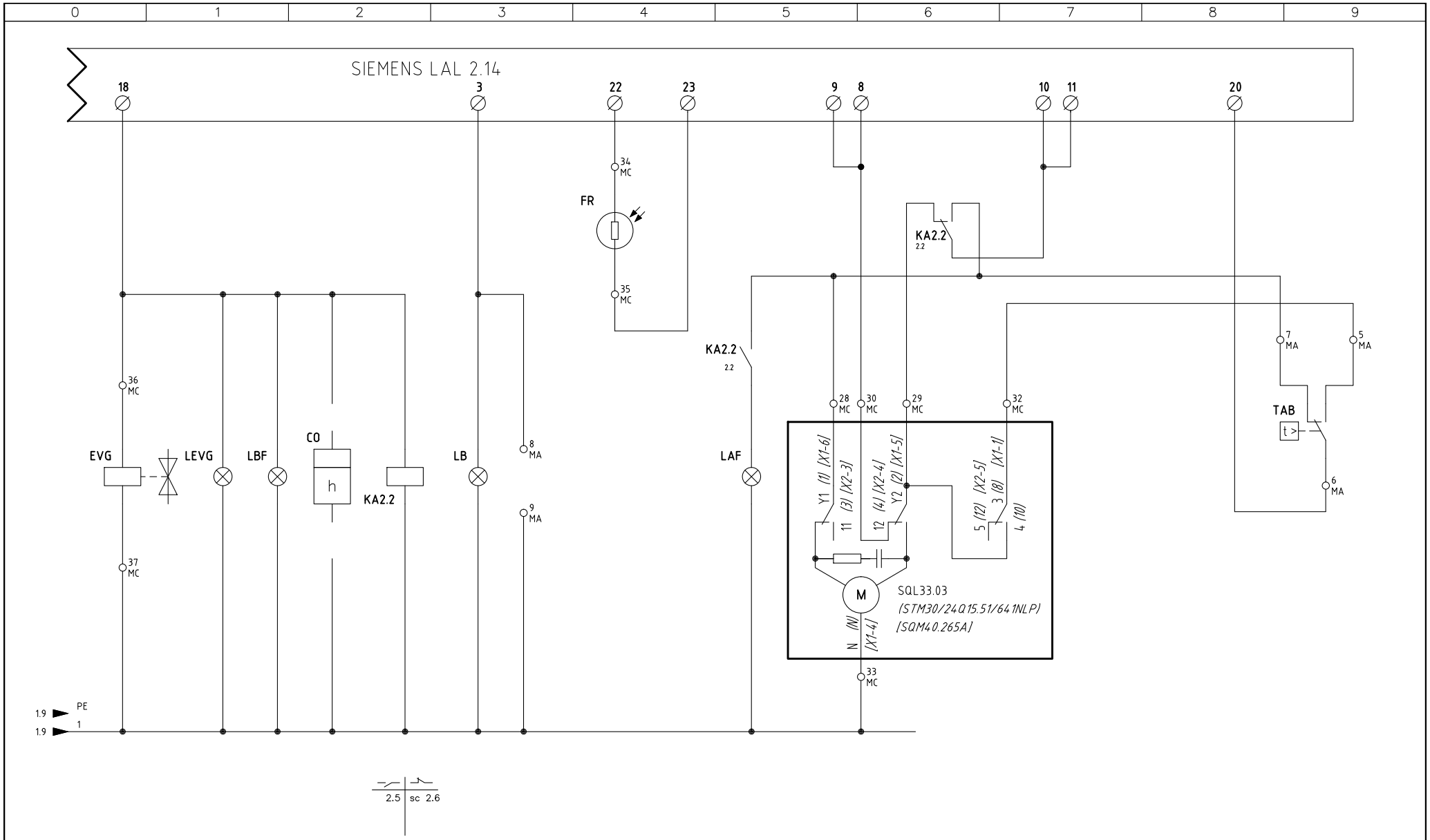

Data 28/07/1997		PREC.	FOGLIO
Revisione 04		1	2
Dis. N. 11 – 272 NBP		SEGUE	TOTALE
		3	4

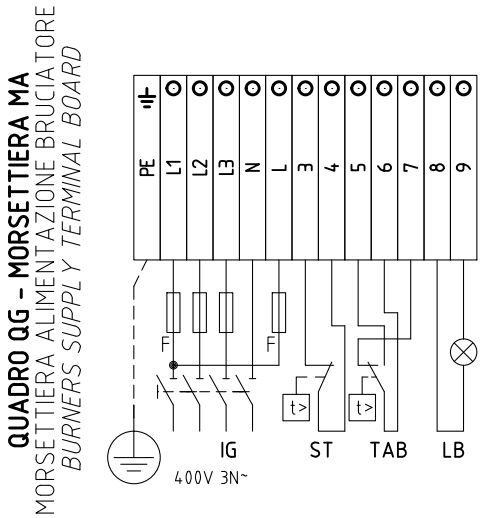

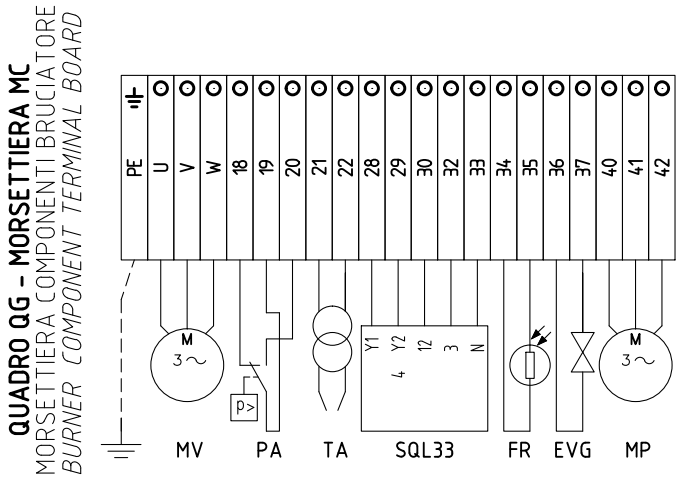

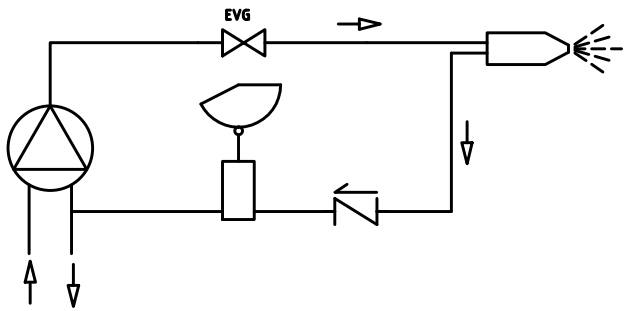

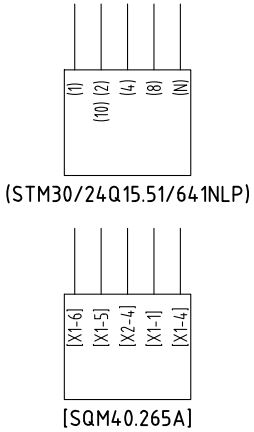

CAMME SERVOCOMANDO SERRANDA ARIA
CAMS FOR AIR DAMPER ACTUATOR
SQL33

Y1	ALTA FIAMMA *HIGH FLAME*
Y2	SOSTA E ACCENSIONE *STAND-BY AND IGNITION*
3	BASSA FIAMMA *LOW FLAME*

CAMME SERVOCOMANDO SERRANDA ARIA (ALTERNATIVO)
CAMS FOR AIR DAMPER ACTUATOR (ALTERNATIVE)
(STM30/24Q15.51/641NLP)

I	ALTA FIAMMA *HIGH FLAME*
II	SOSTA E ACCENSIONE *STAND-BY AND IGNITION*
III	BASSA FIAMMA *LOW FLAME*

CAMME SERVOCOMANDO SERRANDA ARIA (ALTERNATIVO)
CAMS FOR AIR DAMPER ACTUATOR (ALTERNATIVE)
[SQM40.265A]

I	ALTA FIAMMA *HIGH FLAME*
II	SOSTA E ACCENSIONE *STAND-BY AND IGNITION*
III	BASSA FIAMMA *LOW FLAME*

		PREC.	FOGLIO
Data	28/07/1997	2	3
Revisione	04		
Dis. N.	11 – 272 NBP	SEGUE 4	TOTALE 4

0	1	2	3	4	5	6	7	8	9

SIGLA/ITEM	FOGLIO/SHEET	FUNZIONE	FUNCTION
(STM30/24Q15.51/641NLP)	2	SERVOCOMANDO SERRANDA ARIA (ALTERNATIVO)	AIR DAMPER ACTUATOR (ALTERNATIVE)
[SQM40.265A]	2	SERVOCOMANDO SERRANDA ARIA (ALTERNATIVO)	AIR DAMPER ACTUATOR (ALTERNATIVE)
CO	2	CONTAORE (OPTIONAL)	TIME COUNTER (OPTIONAL)
EVG	2	ELETTROVALVOLA GASOLIO	LIGHT OIL SOLENOID VALVE
FR	2	FOTORESISTENZA RILEVAZIONE FIAMMA	PHOTORESISTOR FLAME DETECTOR
FU1.0	1	FUSIBILI LINEA BRUCIATORE	BURNER LINE FUSES
FU1.1	1	FUSIBILI LINEA POMPA GASOLIO	LIGHT OIL PUMP LINE FUSES
FU1.2	1	FUSIBILE AUSILIARIO	AUXILIARY FUSE
IG	1	INTERRUTTORE GENERALE	MAINS SWITCH
IL	1	INTERRUTTORE LINEA AUSILIARI	AUXILIARY LINE SWITCH
KA2.2	2	RELE' AUSILIARIO	AUXILIARY RELAY
KM1.8	1	CONTATTORE MOTORE VENTILATORE	FAN MOTOR CONTACTOR
KM1.9	1	CONTATTORE MOTORE POMPA GASOLIO	LIGHT OIL PUMP MOTOR CONTACTOR
LAF	2	LAMPADA SEGNALAZIONE ALTA FIAMMA BRUCIATORE	BURNER IN HIGH FLAME INDICATOR LIGHT
LB	2	LAMPADA SEGNALAZIONE BLOCCO BRUCIATORE	INDICATOR LIGHT FOR BURNER LOCK-OUT
LBF	2	LAMPADA SEGNALAZIONE BASSA FIAMMA BRUCIATORE	BURNER IN LOW FLAME INDICATOR LIGHT
LEVG	2	LAMPADA SEGNALAZIONE APERTURA [EVG]	INDICATOR LIGHT FOR OPENING OF ELECTRO-VALVE [EVG]
LS	1	LAMPADA SEGNALAZIONE SOSTA BRUCIATORE	INDICATOR LIGHT FOR BURNER STAND-BY
LT	1	LAMPADA SEGNALAZIONE BLOCCO TERMICO MOTORE VENTILATORE	INDICATOR LIGHT FOR FAN OVERLOAD TRIPPED
LTA	1	LAMPADA SEGNALAZIONE TRASFORMATORE DI ACCENSIONE	IGNITION TRANSFORMER INDICATOR LIGHT
LTP	1	LAMPADA SEGNALAZIONE BLOCCO TERMICO POMPA	INDICATOR LIGHT FOR PUMP OVERLOAD TRIPPED
MP	1	MOTORE POMPA GASOLIO	LIGHT OIL PUMP MOTOR
MV	1	MOTORE VENTILATORE	FAN MOTOR
PA	1	PRESSOSTATO ARIA	AIR PRESSURE SWITCH
PS	1	PULSANTE SBLOCCO FIAMMA	LOCK-OUT RESET BUTTON
SIEMENS LAL 2.14	1	APPARECCHIATURA CONTROLLO FIAMMA	CONTROL BOX
SQL33.03	2	SERVOCOMANDO SERRANDA ARIA	AIR DAMPER ACTUATOR
ST	1	SERIE TERMOSTATI/PRESSOSTATI	SERIES OF THERMOSTATS OR PRESSURE SWITCHES
TA	1	TRASFORMATORE DI ACCENSIONE	IGNITION TRANSFORMER
TAB	2	TERMOSTATO/PRESSOSTATO ALTA-BASSA FIAMMA	HIGH-LOW THERMOSTAT/PRESSURE SWITCHES
TP	1	TERMICO MOTORE POMPA GASOLIO	LIGHT OIL PUMP MOTOR THERMAL
TV	1	TERMICO MOTORE VENTILATORE	FAN MOTOR THERMAL

Data 28/07/1997		PREC.	FOGLIO
Revisione 04		3	4
Dis. N. 11 – 272 NBP		SEGUE	TOTALE
		/	4