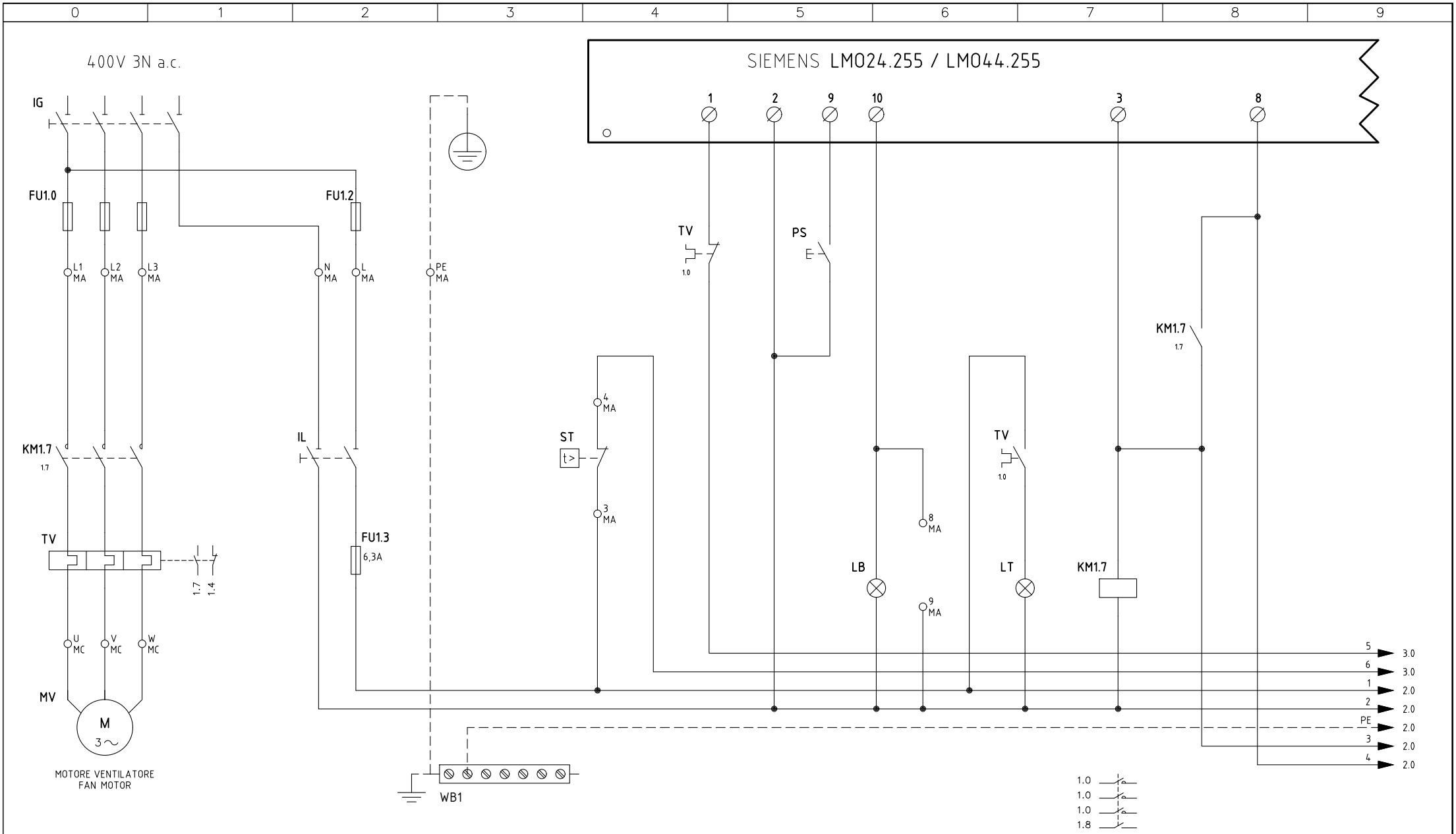


| REV. | MODIFICA | DATA | FIRME |
|---|---|---|---|
| 10 | AGGIUNTO/ADDED "KM3 HCRMMD" | 02/05/16 | U. PINTON |
| 09 | AGGIUNTO/ADDED LMO24.255 | 07/01/13 | U. PINTON |
| 08 | AGGIUNTO/ADDED "600V" + "POMAX" | 30/07/12 | U. PINTON |
| 07 | AGGIUNTO/ADDED "RWF50.2x" | 01/02/12 | U. PINTON |
| 06 | AGGIUNTO/ADDED SQM40.265A | 12/11/09 | U. PINTON |

UNIGAS

Impianto
TIPI/TYPES PG70 ÷ PG81 / RG91 ÷ RG93
MODELLO/MODEL G–.MD.x.xx.A

Descrizione
VERSIONE DI SERIE
SERIES VERSION

Ordine

Commessa

Esecutore: U. PINTON

Data Controllato: 02/05/2016

Controllato: G. SCATTOLIN

Data: 23/02/2000

Revisione: 10

Dis. N. 07 – 0401

PREC.: /

FOGLIO: 1

SEGUE: 2

TOTALE: 6

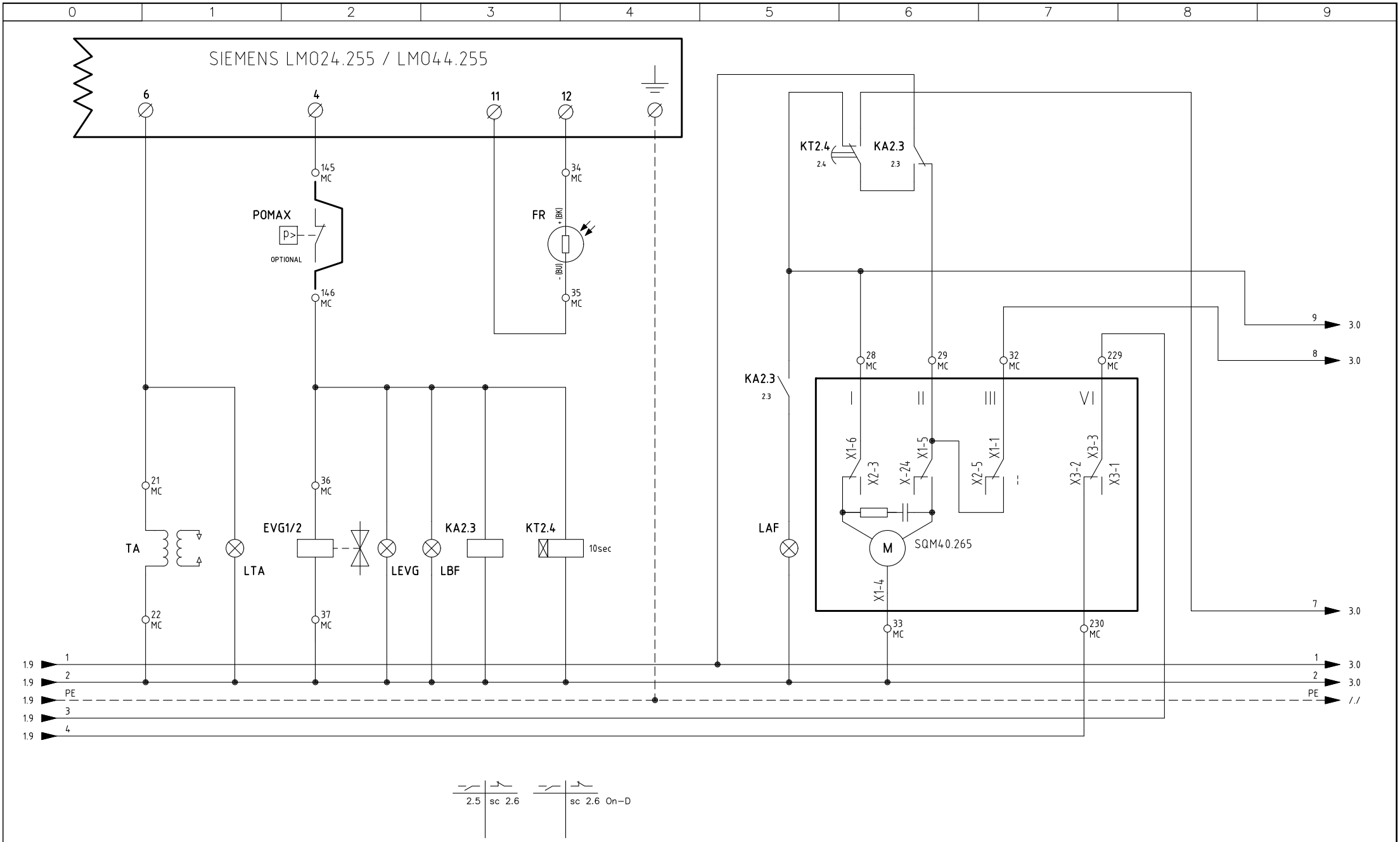


| | | | |
|---|---|---|---|
| Data | 23/02/2000 | PREC. | FOGLIO |
| Revisione | 10 | 1 | 2 |
| Dis. N. | 07 – 0401 | SEGUE 3 | TOTALE 6 |

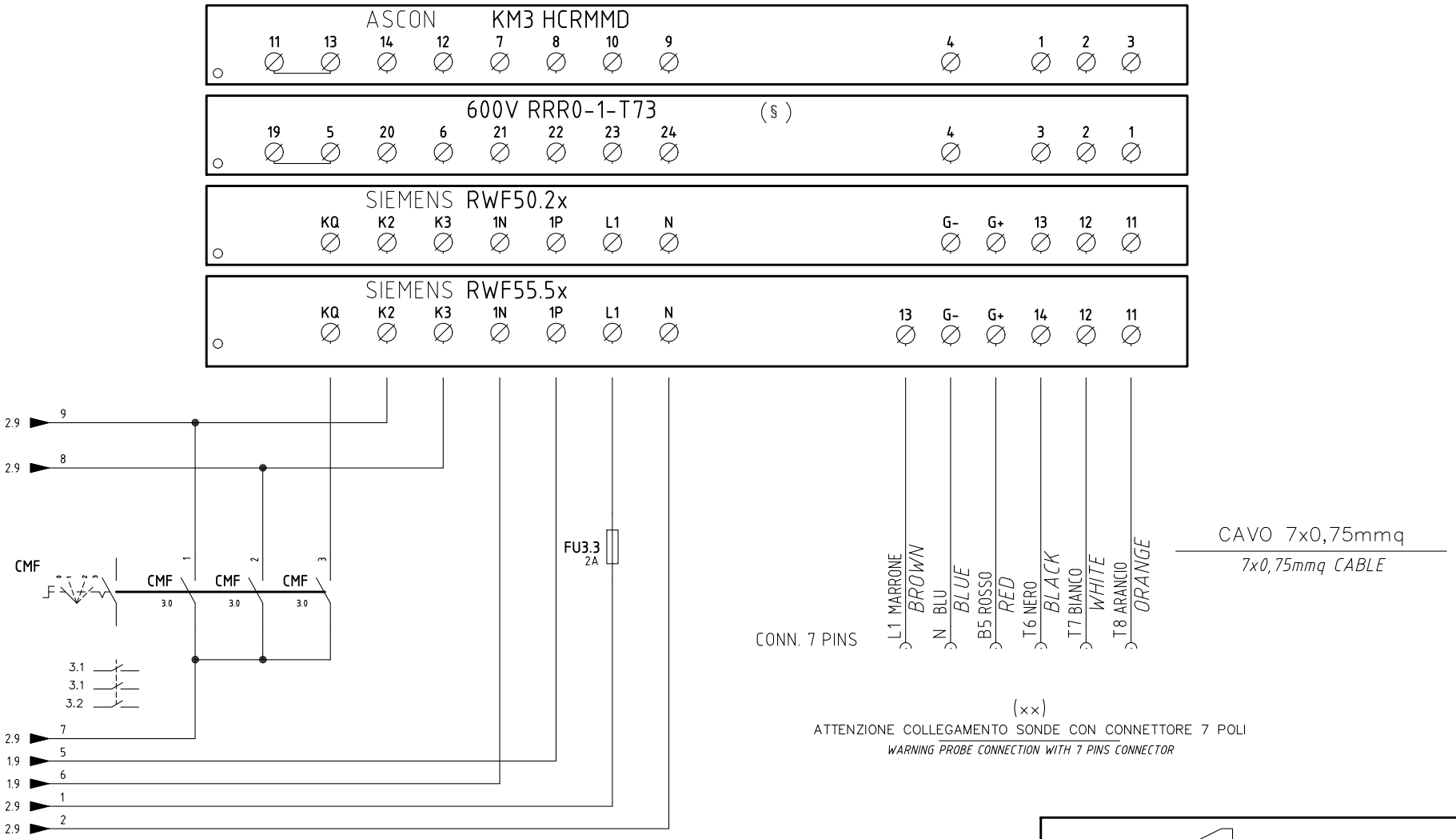


§

VERSIONE (PR) / VERSIONE (MD) CON RWF.. / 600V / KM3

*(PR) VERSION / (MD) VERSION WITH RWF.. / 600V / KM3*

| | | | |
|---|---|---|---|
| Data 23/02/2000 | | PREC. | FOGLIO |
| Revisione 10 | | 2 | 3 |
| Dis. N. 07 – 0401 | | SEGUE | TOTALE |
| | | 4 | 6 |

(xx)
ATTENZIONE COLLEGAMENTO SONDE CON CONNETTORE 7 POLI
*WARNING PROBE CONNECTION WITH 7 PINS CONNECTOR*

| KM3 HCRMMD | 600V RRR0-1-T73 | RWF55.5x | RWF50.2x |
|---|---|---|---|
| 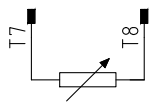 SD-TEMP. PT1000 1000 OHM 0°C | 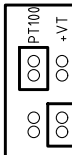 (§) 3 = PT100 / 3 = +VT — PONTICELLO INTERNO PER SELEZIONE SEGNALE MORSETTO 3 (*INTERNAL BRIDGE FOR TERMINAL 3 SELECTION SIGNAL*) | 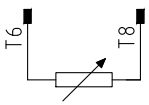 SD-TEMP. SD-TEMP. SIEMENS PT1000 1000 OHM 0°C | 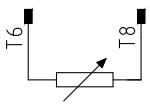 SD-TEMP. SD-TEMP. SIEMENS PT1000 1000 OHM 0°C |
| 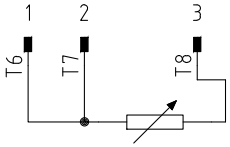 PT100 100 OHM 0°C | 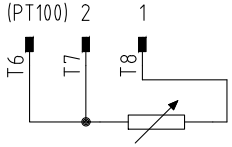 PT100 100 OHM 0°C | 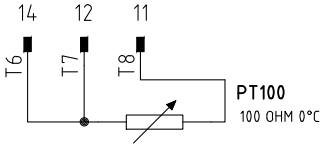 PT100 100 OHM 0°C | 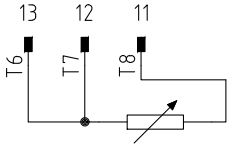 PT100 100 OHM 0°C |
| 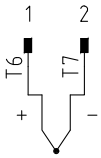 TC | 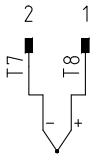 TC | 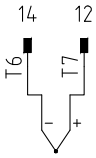 TC | |
| 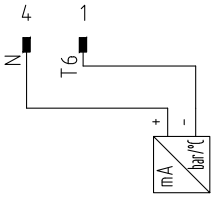 (#) SD - 4÷20mA | 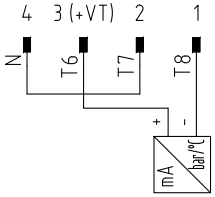 (#) SD - 4÷20mA | 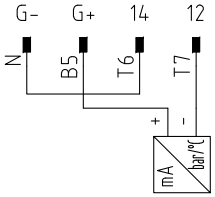 (#) SD - 4÷20mA | 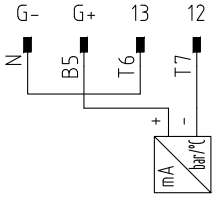 (#) SD - 4÷20mA |
| 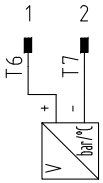 SD - 0÷10V | 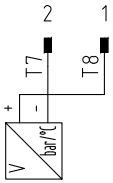 SD - 0÷10V | 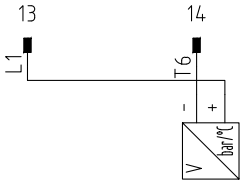 SD - 0÷10V | 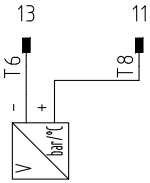 SD - 0÷10V |
| 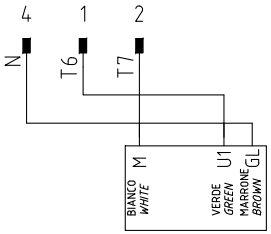 (#) SD-PRESS SIEMENS QBE... | 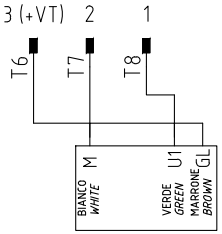 (#) SD-PRESS SIEMENS QBE... | 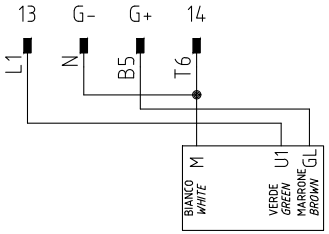 (#) SD-PRESS SIEMENS QBE... 0÷10V | 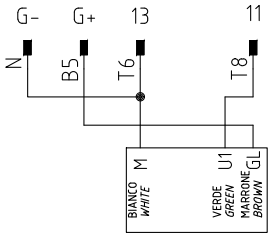 (#) SD-PRESS SIEMENS QBE... 0÷10V |

(#)
COLLEGAMENTO SOLO PER TRASDUTTORI PASSIVI
*TRASDUCER PASSIVE CONNECTION ONLY*

| | | | |
|---|---|---|---|
| Data 23/02/2000 | | PREC. | FOGLIO |
| Revisione 10 | | 3 | 4 |
| Dis. N. 07 – 0401 | | SEGUE | TOTALE |
| | | 5 | 6 |

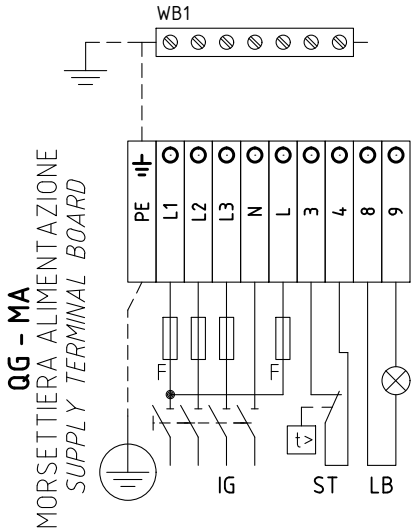


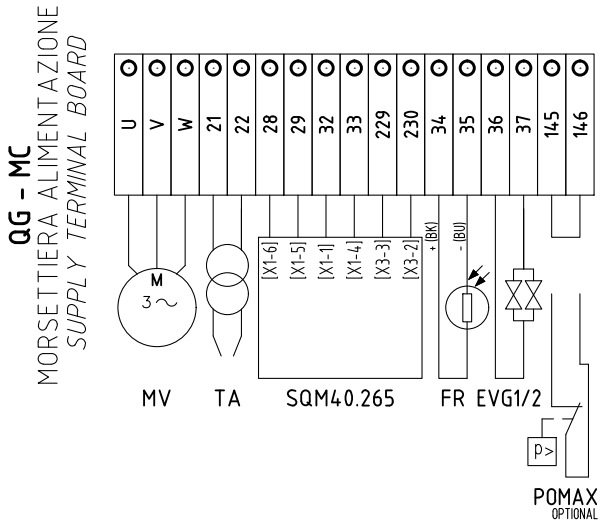


SERVOCOMANDO SERRANDA ARIA

*AIR DAMPER ACTUATOR*

SQM40.265

| | |
|---|---|
| I | ALTA FIAMMA<br>*HIGH FLAME* |
| II | SOSTA E ACCENSIONE<br>*STAND-BY AND IGNITION* |
| III | BASSA FIAMMA<br>*LOW FLAME* |
| VI | CONSENSO ALLA PARTENZA<br>*INPUT TO START* |

| | | | |
|---|---|---|---|
| Data | 23/02/2000 | PREC. | FOGLIO |
| Revisione | 10 | 4 | 5 |
| Dis. N. | 07 – 0401 | SEGUE | TOTALE |
| | | 6 | 6 |

| 0 | 1 | 2 | 3 | 4 | 5 | 6 | 7 | 8 | 9 |
|---|---|---|---|---|---|---|---|---|---|

| Sigla/Item | Foglio/Sheet | Funzione | Function |
|---|---|---|---|
| 600V RRR0-1-T73 | 3 | REGOLATORE MODULANTE (ALTERNATIVO) | BURNER MODULATOR (ALTERNATIVE) |
| CMF | 3 | COMMUT. MANUALE FUNZ. 0)FERMO 1)ALTA FIAMMA 2)BASSA FIAMMA 3)AUTOMATICO | MANUAL SWITCH 0)OFF 1)HIGH FLAME 2)LOW FLAME 3)AUTOMATIC |
| EVG1/2 | 2 | ELETTROVALVOLE GASOLIO | LIGHT OIL ELECTRO VALVES |
| FR | 2 | SONDA RILEVAZIONE FIAMMA | FLAME DETECTOR PROBE |
| FU1.0 | 1 | FUSIBILI DI LINEA | LINE FUSES |
| FU1.2 | 1 | FUSIBILE DI LINEA | LINE FUSE |
| FU1.3 | 1 | FUSIBILE LINEA AUSILIARI | AUXILIARY LINE FUSE |
| FU3.3 | 3 | FUSIBILE | FUSE |
| IG | 1 | INTERRUTTORE GENERALE | MAINS SWITCH |
| IL | 1 | INTERRUTTORE LINEA AUSILIARI | AUXILIARY LINE SWITCH |
| KA2.3 | 2 | RELE' AUSILIARIO | AUXILIARY RELAY |
| KM1.7 | 1 | CONTATTORE MOTORE VENTILATORE | FAN MOTOR CONTACTOR |
| KM3 HCRMMD | 3 | REGOLATORE MODULANTE (ALTERNATIVO) | BURNER MODULATOR (ALTERNATIVE) |
| KT2.4 | 2 | RELE' TEMPORIZZATORE | DELAYED RELAY |
| LAF | 2 | LAMPADA SEGNALAZIONE ALTA FIAMMA BRUCIATORE | BURNER IN HIGH FLAME INDICATOR LIGHT |
| LB | 1 | LAMPADA SEGNALAZIONE BLOCCO FIAMMA | BURNER LOCK-OUT INDICATOR LIGHT |
| LBF | 2 | LAMPADA SEGNALAZIONE BASSA FIAMMA BRUCIATORE | BURNER IN LOW FLAME INDICATOR LIGHT |
| LEVG | 2 | LAMPADA SEGNALAZIONE APERTURA [EVG] | INDICATOR LIGHT FOR OPENING OF ELECTRO-VALVE [EVG] |
| LMO24.255 / LMO44.255 | 1 | APPARECCHIATURA CONTROLLO FIAMMA | CONTROL BOX |
| LT | 1 | LAMPADA SEGNALAZIONE BLOCCO TERMICO MOTORE VENTILATORE | INDICATOR LIGHT FOR FAN MOTOR OVERLOAD THERMAL CUTOUT |
| LTA | 2 | LAMPADA SEGNALAZIONE TRASFORMATORE DI ACCENSIONE | IGNITION TRANSFORMER INDICATOR LIGHT |
| MV | 1 | MOTORE VENTILATORE | FAN MOTOR |
| POMAX | 2 | PRESSOSTATO DI MASSIMA PRESSIONE OLIO (OPTIONAL) | MAXIMUM OIL PRESSURE SWITCH (OTIONAL) |
| PS | 1 | PULSANTE SBLOCCO FIAMMA | FLAME UNLOCK BUTTON |
| PT100 | 4 | SONDA DI TEMPERATURA | TEMPERATURE PROBE |
| RWF50.2x | 3 | REGOLATORE MODULANTE | BURNER MODULATOR |
| RWF55.5x | 3 | REGOLATORE MODULANTE (ALTERNATIVO) | BURNER MODULATOR (ALTERNATIVE) |
| SD - 0÷10V | 4 | TRASDUTTORE USCITA IN TENSIONE | TRANSDUCER VOLTAGE OUTPUT |
| SD - 4÷20mA | 4 | TRASDUTTORE USCITA IN CORRENTE | TRANSDUCER CURRENT OUTPUT |
| SD-PRESS | 4 | SONDA DI PRESSIONE | PRESSURE PROBE |
| SD-TEMP. | 4 | SONDA DI TEMPERATURA | TEMPERATURE PROBE |
| SQM40.265 | 2 | SERVOCOMANDO SERRANDA ARIA | AIR DAMPER ACTUATOR |
| ST | 1 | SERIE TERMOSTATI/PRESSOSTATI | SERIES OF THERMOSTATS OR PRESSURE SWITCHES |
| TA | 2 | TRASFORMATORE DI ACCENSIONE | IGNITION TRANSFORMER |
| TC | 4 | TERMOCOPPIA | THERMOCOUPLE |
| TV | 1 | TERMICO MOTORE VENTILATORE | FAN MOTOR THERMAL |
| WB1 | 1 | BARRA DI TERRA | EARTH TERMINAL |